



Precise surveying and measuring

# Nedo PRIMUS 3

The smart series of fully automatic rotating lasers



**Nedo PRIMUS 3**



## PRIMUS 3

The smart, fully automatic rotating laser from Nedo. Easy to operate. Reliable and robust. Made in Germany.

Nedo **PRIMUS 3** is the new series of fully automatic rotating lasers for demanding professionals. Ideal for leveling, aligning and terrain control. Easy to operate. Reliable and robust for tough use on the construction site. Uncompromising quality - Made in Germany.

### The operating concept: smart

The sophisticated SmartControl operating concept of the **PRIMUS 3** enables simple and intuitive operation. All important information is shown synchronously on the clearly arranged, illuminated displays of the **PRIMUS 3** and **COMMANDER 3**. As the layout of the displays and the arrangement of the buttons on the **PRIMUS 3** and **COMMANDER 3** are identical, users can quickly find their way around. All important functions can be called up directly by pressing a button. Less frequently used functions and settings can be called up or activated via a clearly arranged menu.

### The robustness: groundbreaking

When working on the new **PRIMUS 3**, the Nedo developers always had the operating conditions on the construction site in mind. The result is a rotating laser that excels under the toughest conditions. This robustness is made visible by the rotor protection made of die-cast aluminum and virtually indestructible glass. In addition, the shock protection system inside the robust housing reliably protects the sensors and optics of the **PRIMUS 3**. It goes without saying that the rotating lasers in the **PRIMUS 3** series comply with protection class IP 67.

### Made in Germany

Nedo **PRIMUS 3** rotating lasers are developed and manufactured in Dornstetten in the Black Forest. Thanks to our modern CNC machinery, we are able to manufacture all quality-relevant mechanical components ourselves. Assembly and adjustment are carried out by our experienced team. Quality made in Germany, precision made in the Black Forest.



# COMMANDER 3

Smart working on the construction site

**COMMANDER 3** is more than just a practical combination of radio remote control and digital laser receiver with mm display. **COMMANDER 3** is the control center for the **PRIMUS 3** rotating laser.



Operating side COMMANDER 3



Reception side COMMANDER 3



Heavy-Duty rod clamp with MagFix

## Multi-Display

**COMMANDER 3** features an unique multy-display concept, which comprises a total of three displays:

A large, graphical display with illumination is located on the operating side of the **COMMANDER 3**. Not only are all operating states of the **PRIMUS 3** visualized here, but the deviation of the laser level from the zero line of the laser receiver is also displayed directly in mm.

On the reception side of the **COMMANDER 3**, in addition to the 120 mm receiver field, there are two further displays arranged at an angle. These displays make it easy to read the laser receiver from the left and right. Shadowing of the laser beam by the user is avoided by reading from the side. Of course, the difference in height is also visualized directly in mm on the two displays on the reception side.

In addition to the common mm and arrow display, the detected laser beam can also be visualized directly by a line on the **COMMANDER 3** display using the Real Laser View display. This is particularly intuitive for many applications.

## FlatBack Design

The FlatBack design of the **COMMANDER 3** allows the laser receiver to be laid flat against a wall with the heavy-duty mounting bracket fitted.

## Heavy-Duty rod clamp

The robust heavy-duty aluminum rod clamp is included as standard. It attaches magnetically to the **COMMANDER 3** using the **MagFix** fastener. **MagFix** fastener holds securely and is extremely easy to use. Even when wearing gloves.

### Features:

- Readout of height difference in mm
- Multi display with three displays: a large, illuminated graphic display on the operating side and two additional displays on the reception side, angled for optimum readability from all directions
- SmartControl operating concept for particularly simple and intuitive operation
- MagFix: detachable heavy-duty rod clamp with magnetic attachment to the **COMMANDER 3**
- Indication on the display either with arrows or the position of the detected laser beam
- Robust keypad
- Bright LED display on the reception side
- Complete remote control of the **PRIMUS 3** (except PRIMUS 3 H)
- Supplied as a standard with “Heavy-Duty” rod clamp made of aluminum
- MagFix magnetic fastener for tool-free attachment of the **COMMANDER 3** to the “Heavy-Duty” rod clamp
- Level for easy alignment
- Automatic shut-off

Technical data:	
Accuracy	switchable, $\pm 0.5$ mm, $\pm 1$ mm, $\pm 2$ mm, $\pm 4$ mm and $\pm 8$ mm
Working range	$\emptyset$ 700 m (depends on laser)
Length of detector field	120 mm
Protection class	IP 67
Power supply	2 x 1.5 V (AA)
Operation duration	up to 80 h



## Functionality: well thought out, down to the smallest detail

The new **PRIMUS 3** is characterized by numerous sophisticated features that make work on the construction site easier.

### The slope range: enormous

The slope range of  $\pm 15\%$  for the **PRIMUS 3 H1N**, **H2N** and **HVA2N** slope laser models is outstanding.

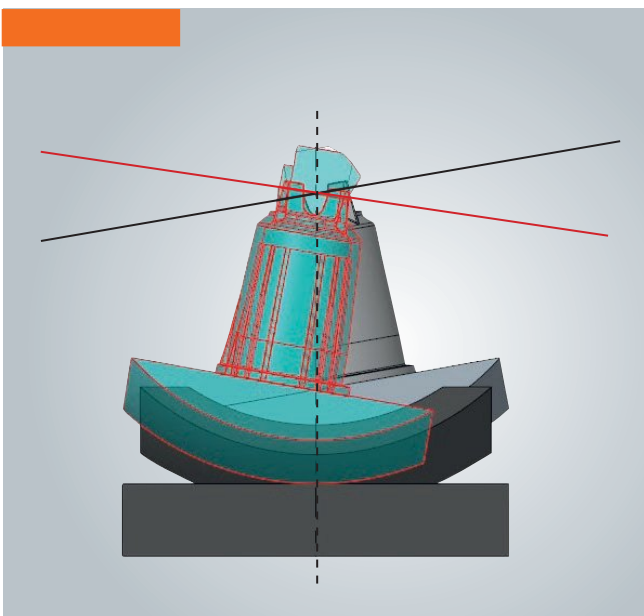
$\pm 15\%$  inclination is possible simultaneously in each axis of the laser.

The mechanics of the laser are designed in such a way that the pivot point of the two swivel axes of the construction laser is located in the optical center of the rotating prism. This sounds complicated, but has the advantage that more accurate results are achieved in dual-slope operation.

Naturally, the **PRIMUS 3 H1N**, **H2N** and **HVA2N** slope laser models feature tilt control and automatic re-leveling in tilt mode.

### The rotation speed: maximum

High rotation speed is particularly important for machine control applications. **PRIMUS 3** uses the innovative, wear-free IonicDrive direct drive, which effortlessly achieves a rotation speed of up to **1200 rpm**. Perfect for 2D machine control applications.





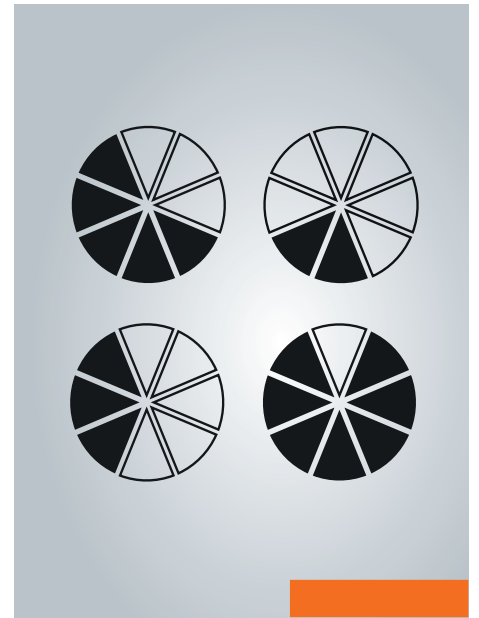
### The energy supply: smart

The Li-Ion SmartPower battery, which features a very high energy density and low weight, is used for the power supply. The battery can be charged in the laser and does not need to be removed. A charging socket is located on the display side of **PRIMUS 3**. Of course, **PRIMUS 3** can be operated while charging.



### The tripod attachment: quick

In addition to the standard 5/8" connection thread, all **PRIMUS 3** construction lasers are equipped with the further improved **Quick-Fix 2** quick-release system. The laser can be attached to or detached from any tripod in a matter of seconds. Simply flip the lever to attach or detach. Ready.



### The working range: controlled

**SegmentControl** enables the laser beam to be switched off in individual segments. This makes it possible to work with several rotating lasers on the same construction site. Hidden segments are visualized in the graphic display of **COMMANDER 3**.





## Intelligent functions: time-saving

**PRIMUS 3** has numerous intelligent functions, all of which have been developed with the aim of saving time on the construction site and therefore working even more efficiently. It goes without saying that these innovative and practical functions are simple and intuitive to operate.


The key to these functions is the Magic Button on the **COMMANDER 3**.

Depending on whether **PRIMUS 3** is in horizontal or vertical mode, only the functions that make sense for this operating mode are available. This ensures easy handling at all times.

### AutoAlign function

**PRIMUS 3 HVA** and **HVA2N** models are equipped with the **AutoAlign** function. This function enables the laser level to be automatically aligned with **COMMANDER 3**. The working range of **AutoAlign** is 150m.

In horizontal mode of the **PRIMUS 3 HVA2N**, **AutoAlign** function is available in both the X and Y axes. Perfect for measuring slopes. In vertical mode, the **AutoAlign** function is available in one axis. Perfect for batter board applications and façade construction.

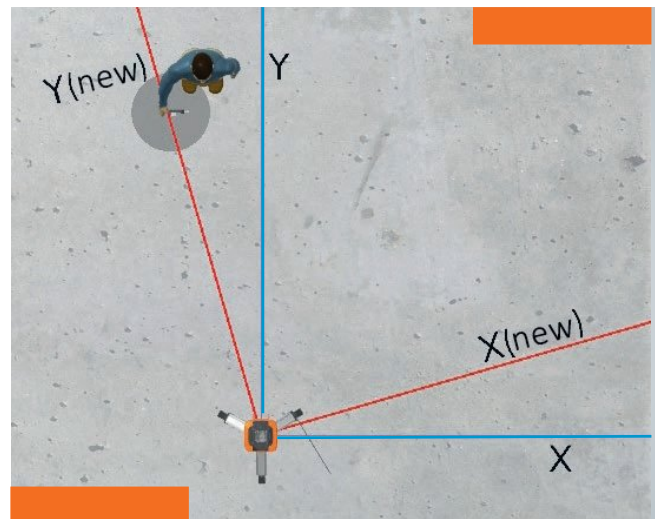


## AutoTarget function for automatic axis alignment

In dual slope operation, precise alignment of the tilt axes is extremely important for accurate results in fine grading. Small deviations in the alignment of the tilt axis can lead to massive errors.

AutoTarget function of the **PRIMUS 3 H2N** and **HVA2N** automatically aligns the Y-slope axis of the laser with the **COMMANDER 3**. The internal coordinate system of the laser is shifted.

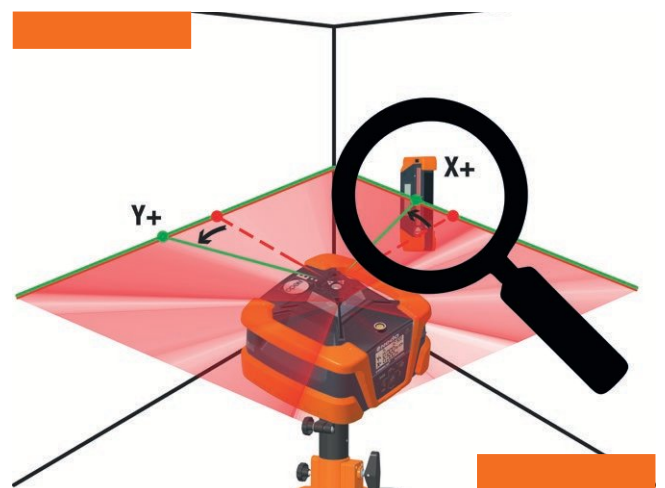
The time-consuming and error-prone manual alignment of the tilt axis in the Y direction to the target using optical sighting devices such as a telescope are no longer necessary. This innovative function is made possible by the **PRIMUS 3** patented sensor technology.



## FindX

Since the Y-axis and X-axis are always arranged at right angles to each other, aligning the Y-axis with **AutoTarget** automatically results in a change to the X-axis, too.

**FindX** function makes it quick and easy to determine the exact position of the X-axis. The **COMMANDER** is positioned roughly on the presumed X-axis. After activating the **FindX** function, direction arrows and angle information on the **COMMANDER** display indicate the exact position of the X-axis. **FindX** function also makes it quick and easy to transfer right angles in the field



## PlaneLock X/Y

**PlaneLock X** or **PlaneLock Y** leads to better results when working in slope mode over a longer period of time and with particular precision, as environmental influences on the sensitive sensors of the slope laser are avoided.

On **PRIMUS 3 H1N**, **H2N** or **HVA2N**, slope is set in the desired axis. **COMMANDER 3** is brought into the laser plane and PlaneLock is activated. **COMMANDER 3** then holds the laser plane at the set inclination while the other axis is aligned exactly horizontally. This function is extremely helpful, especially when creating a fine plane.




# PRIMUS 3 and COMMANDER 3

Details that make the difference



## The operation: comfortable

The buttons on the **PRIMUS 3** and **COMMANDER 3** are made of a particularly robust material and are therefore ideally suited for tough construction site use. The 3D design of the buttons allows for easy operation even when wearing gloves.



## The temperature stability: permanent

Working days are long on the construction site. **PRIMUS 3** is equipped with **TemperatureControl** automatic temperature compensation in order to achieve precise work results in slope mode throughout the entire working day. The temperature in the laser is constantly monitored, ensuring that the slope set in one or both axes remain stable even when temperature changes.



## 3-year warranty with calibration package

**PRIMUS 3** comes with a 3-year warranty with calibration package. This includes one free check and adjustment per year during the warranty period. **COMMANDER 3** comes with one year warranty.



# PRIMUS 3 the models and functions at a glance!



	PRIMUS 3 H Ref.-No. 472 110	PRIMUS 3 HVA Ref.-No. 472 120	PRIMUS 3 H1N Ref.-No. 472 130	PRIMUS 3 H2N Ref.-No. 472 140	PRIMUS 3 HVA2N Ref.-No. 472 160
COMMANDER 3	X	✓	✓	✓	✓
Y-axis inclination ±15%	X	X	✓	✓	✓
X-axis inclination ±15%	X	X	X	✓	✓
Magic Button	X	✓	✓	✓	✓
AutoTarget	X	X	X	✓	✓
AutoAlign single Y-axis (horizontal)	X	X	X	X	✓
AutoAlign single X-axis (horizontal)	X	X	X	X	✓
AutoAlign single X/Y-axis (horizontal)	X	X	X	X	✓
FindeX	X	X	X	✓	✓
PlaneLock Y-axis	X	X	✓	✓	✓
PlaneLock X-axis	X	X	X	✓	✓
AutoAlign Single vertical	X	✓	X	X	✓
AutoAlign Permanent vertical	X	✓	X	X	✓
LotScan vertical	X	✓	X	X	✓
Segment Control	X	✓	✓	✓	✓
Maximum speed	900 rpm	600/900 rpm	600/900/ 1200 rpm	600/900/ 1200 rpm	600/900/ 1200 rpm
Shock guard	Preset	3 levels to choose	3 levels to choose	3 levels to choose	3 levels to choose
Scan function	X	✓	X	X	✓

**Laser receiver ACCEPTOR MAXX with mm display, extra-large detector field and Heavy-Duty rod clamp**

The ingeniously designed display can be seen from both the front and the side. The LEDs are extremely bright, allowing them to be read from a great distance



**Nedo PRIMUS 3 H**

	Ref.-No. laser class 3R	Ref.-No. laser class 2
--	-------------------------	------------------------

**PRIMUS 3 H**

**472 110**

**472 110-632**

Incl. laser receiver **ACCEPTOR MAXX** with mm display, Heavy-Duty rod clamp, Quick-Fix 2, rechargeable battery, charger and transport case

**Calibration certificate for Nedo rotating lasers**

Ref.-No	399 556 calibration certificate for Nedo rotating lasers
---------	--

Extremely robust

Rotor protection made of robust die-cast aluminum



## Nedo PRIMUS 3 H

The fully automatic horizontal rotating laser with EasyControl one-button operation. Particularly easy to operate.



Scope of delivery **PRIMUS 3 H**:  
Rotating laser **PRIMUS 3 H**, laser receiver **ACCEPTOR MAXX with mm display**, Heavy-Duty rod clamp, rechargeable battery and charger, Quick-Fix 2 quick release system and transport case

Ref.-No. **472 110-632** (Laser class 2)

Ref.-No. **472 110** (Laser class 3R)

### Features:

- Fully automatic rotating laser for horizontal applications
- Extremely easy to use
- Robust, motor-powered levelling
- Automatic level control stops the laser if it receives a heavy jolt. In this way, height errors are avoided.
- Available with highly visible high-power laser diode (laser class 3R) or with bright beam technology (laser class 2)
- EasyControl one-button operation
- Rotor protection made of robust die-cast aluminum
- **ACCEPTOR MAXX** laser receiver with heavy-duty rod clamp made of die-cast aluminum
- Highly accurate even under toughest conditions

**Ideal for interior applications. Perfect for levelling and aligning jobs, especially in the following areas:**

- Rough and fine grading
- Depth control for excavations
- Casting concrete
- Bricklaying
- Landscaping
- Machine control

### Nedo PRIMUS H

Technical Data:	
Levelling accuracy	± 0.5 mm/10 m
Self-levelling range	approx. ± 8.5° motor-powered, with automatic level control
Working range Ø	approx. 700 m with receiver ACCEPTOR MAXX
Laser	< 5 mW, laser class 3R, 635 nm or < 1mW, laser class 2, 635 nm
Rotating speed	900 rpm
Protection class	IP 67
Power supply	Li-ion rechargeable battery
Operation duration	up to 40 h
Connecting thread	5/8"

AutoAlign function saves a considerable amount of time when using batter board or for façade construction applications, as the time consuming manual alignment of the laser plane to the laser receiver is no longer necessary.



### Nedo PRIMUS 3 HVA

	Ref.-No. laser class 3R	Ref.-No. laser class 2
--	-------------------------	------------------------

#### PRIMUS 3 HVA

472 120

472 120-632

Incl. multi-function module **COMMANDER 3** (laser receiver incl. radio remote control) with mm display, Heavy-Duty rod clamp, Quick-Fix 2, rechargeable battery, charger and transport case

### Calibration certificate for Nedo rotating lasers

Ref.-No.	399 556 calibration certificate for Nedo rotating lasers
----------	--

### AutoAlign

At the push of a button, the laser plane automatically aligns with the laser receiver COMMANDER 3. Ideal when batter boards are used or on facade construction. The working range of the AutoAlign function is 150 m.



## Nedo PRIMUS 3 HVA

The fully automatic horizontal/vertical rotating laser with AutoAlign function. The perfect laser for façade construction and cutting scaffolding applications.

### Features:

- Fully automatic rotating laser for horizontal and vertical applications
- AutoAlign: Automatic alignment of the laser plane to the laser receiver in vertical mode (ideal for stringcourse and façade)
- Robust, motor-powered levelling
- Large, clear display showing rotation speed, battery level, etc.
- Automatic level control stops the laser if it receives a heavy jolt. In this way, height errors are avoided.
- Available with highly visible high-power laser diode (laser class 3R) or with bright beam technology (laser class 2)
- Upward plumb beam
- Rotor protection made of robust die-cast aluminum
- **COMMANDER 3** with large reception field. For complete remote control of the **PRIMUS 3**
- SegmentControl
- Scan-function

### Perfect for levelling and aligning jobs, especially in the following areas:

- Depth control for excavations
- Concrete casting
- Concrete formwork
- Use of batter boards
- Bricklaying
- Laying screed
- Drywall installation
- Ceiling construction
- Facade construction

### Nedo PRIMUS 3 HVA

Technical Data:	
Levelling accuracy	± 0.5 mm/10 m
Self-levelling range	approx. ± 8.5° motor-powered, with automatic level control
Working range Ø	approx. 700 m with receiver COMMANDER 3
Working range radio remote control	up to 150 m
Working range AutoAlign	up to 150 m
Laser	< 5 mW, laser class 3R, 635 nm or < 1mW, laser class 2, 635 nm
Rotating speed	600 rpm or 900 rpm
Protection class	IP 67
Power supply	Li-ion rechargeable battery
Operation duration	up to 40 h
Connecting thread	5/8"



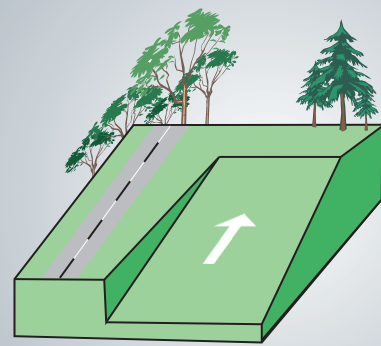
Scope of delivery **PRIMUS 3 HVA**:  
Rotating laser **PRIMUS 3 HVA**, multi-function module **COMMANDER 3 with mm display**, Heavy-Duty rod clamp, rechargeable battery and charger, Quick-Fix 2 quick release system and transport case

**Ref.-No. 472 120-632** (Laser class 2)

**Ref.-No. 472 120** (Laser class 3R)

### Single slope function

For horizontal use and for slopes in one axis



### Nedo PRIMUS 3 H1N

	Ref.-No. laser class 3R	Ref.-No. laser class 2
<b>PRIMUS 3 H1N</b>	<b>472 130</b>	<b>472 130-632</b>
Incl. multi-function module <b>COMMANDER 3</b> (laser receiver incl. radio remote control), Heavy-Duty rod clamp, Quick-Fix 2, rechargeable battery, charger and transport case		

### Calibration certificate for Nedo rotating lasers

Ref.-No.	399 556 calibration certificate for Nedo rotating lasers
----------	--



## Nedo PRIMUS 3 H1N

Fully automatic single slope laser with tilt control and automatic re-levelling when in slope mode with PlaneLock Y.

### Features:

- Fully automatic single slope laser
- Robust, motor-powered levelling
- Inclinations in Y-axis with convenient % input with 3 decimals
- TemperatureControl: Automatic temperature compensation
- PlaneLock Y: the tilt level is not monitored by the tilt sensor, but by **COMMANDER 3**. Advantageous in continuous use.
- Slope value once input is stored beyond switch-off
- Tilt control: the position of the laser plane is continuously monitored in the slope mode and re-levelled if necessary.
- Automatic level control stops the laser if it receives a heavy jolt. In this way, height errors are avoided.
- Large, clear display showing inclination, rotation speed, battery level, etc.
- Available with highly visible high-power laser diode (laser class 3R) or with bright beam technology (laser class 2)
- Rotor protection made of robust die-cast aluminum
- **COMMANDER 3** with large reception field. For complete remote control of the **PRIMUS 3**
- SegmentControl

### Perfect for levelling and aligning jobs, especially in the following areas:

- Rough and fine grading
- Depth control for excavations
- Casting concrete
- Bricklaying
- Landscaping
- Machine control

### Nedo PRIMUS 3 H1N

Technical Data:	
Levelling accuracy	± 0.5 mm/10 m
Self-levelling range	approx. ± 8.5° motor-powered, with automatic level control
Setting of slope function (Y-axis)	± 15%
Accuracy of the slope function	± 0.015%
Working range Ø	approx. 700 m with receiver COMMANDER 3
Working range radio remote control	up to 150 m
Laser	< 5 mW, laser class 3R, 635 nm or < 1mW, laser class 2, 635 nm
Rotating speed	600 rpm, 900 rpm or 1200 rpm
Protection class	IP 67
Power supply	Li-ion rechargeable battery
Operation duration	up to 40 h
Connecting thread	5/8"

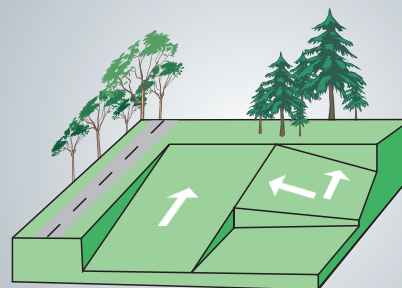


Scope of delivery **PRIMUS 3 H1N**:  
Rotating laser **PRIMUS 3 H1N**, multi-function module **COMMANDER 3 with mm display**, Heavy-Duty rod clamp, rechargeable battery and charger, Quick-Fix 2 quick release system and transport case

**Ref.-No. 472 130-632** (Laser class 2)

**Ref.-No. 472 130** (Laser class 3R)

**Dual slope function**  
For horizontal use and  
for slopes in one or two  
axes



## Nedo PRIMUS 3 H2N

Ref.-No. laser class 3R

Ref.-No. laser class 2

**PRIMUS 3 H2N**

**472 140**

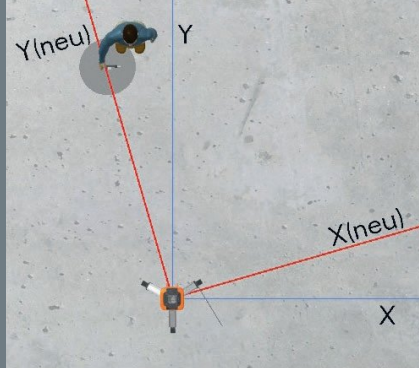
**472 140-632**

Incl. multi-function module **COMMANDER 3** (laser receiver incl. radio remote control) with mm display, Heavy-Duty rod clamp, Quick-Fix 2, rechargeable battery, charger and transport case

## Calibration certificate for Nedo rotating lasers

Ref.-No.

399 556 calibration certificate for Nedo rotating lasers



**AutoTarget function**  
Automatic axis alignment

## Nedo PRIMUS 3 H2N

Fully automatic dual slope laser with tilt control and automatic re-levelling when in slope mode, AutoTarget, FindX and PlaneLock X/Y

### Features:

- Fully automatic dual slope laser
- Robust, motor-powered levelling
- Inclinations in one or two axes with convenient % input for X and Y axes with 3 decimals
- TemperatureControl: Automatic temperature compensation
- PlaneLock X/Y: the tilt level is not monitored by the tilt sensor, but by **COMMANDER 3**. Advantageous in continuous use.
- AutoTarget function (Y-axis) for automatic axis alignment
- FindX: simple and precise alignment of the X-axis
- Slope value once input is stored beyond switch-off
- Tilt control: the position of the laser plane is continuously monitored in the slope mode and re-levelled if necessary.
- Automatic level control stops the laser if it receives a heavy jolt. In this way, height errors are avoided.
- Large, clear display showing inclination, rotation speed, battery level, etc.
- Available with highly visible high-power laser diode (laser class 3R) or with bright beam technology (laser class 2)
- Rotor protection made of robust die-cast aluminum
- **COMMANDER 3** with large reception field. For complete remote control of the **PRIMUS 3**
- SegmentControl



Scope of delivery **PRIMUS 3 H2N**:  
Rotating laser **PRIMUS 3 H2N**,  
multi-function module **COMMANDER 3**  
**with mm display**, Heavy-Duty rod clamp,  
rechargeable battery and charger,  
Quick-Fix 2 quick release system and  
transport case

**Ref.-No. 472 140-632** (Laser class 2)

**Ref.-No. 472 140** (Laser class 3R)

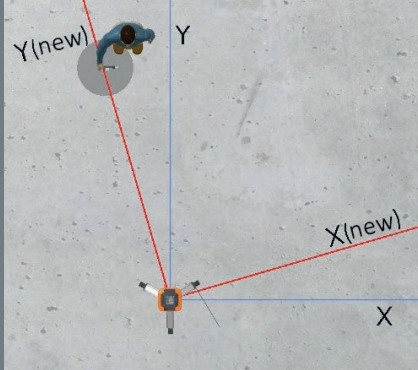
### Perfect for levelling and aligning jobs, especially in the following areas:

- Elevation control
- Rough and fine grading
- Depth control for excavations
- Machine control
- Casting concrete
- Bricklaying
- Setting foundations and footings
- Landscaping

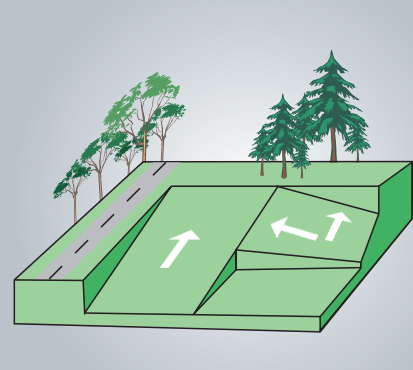
### Nedo PRIMUS 3 H2N

Technical Data:	
Levelling accuracy	± 0.5 mm/10 m
Self-levelling range	approx. ± 8.5° motor-powered, with automatic level control
Setting of slope function (X/Y-axis)	± 15%
Accuracy of the slope function	± 0.015%
Working range Ø	approx. 700 m with receiver <b>COMMANDER 3</b>
Working range radio remote control	up to 150 m
Laser	< 5 mW, laser class 3R, 635 nm or < 1mW, laser class 2, 635 nm
Rotating speed	600 rpm, 900 rpm or 1200 rpm
Protection class	IP 67
Power supply	Li-ion rechargeable battery
Operation duration	up to 40 h
Connecting thread	5/8"

**AutoTarget funktion**  
Automatic axis alignment



**Dual slope function**  
For horizontal use and  
for slopes in one or two  
axes



**Nedo PRIMUS 3 HVA2N**

	Ref.-No. laser class 3R	Ref.-No. laser class 2
--	-------------------------	------------------------

**PRIMUS 3 HVA2N**

**472 160**

**472 160-632**


Incl. multi-function module **COMMANDER 3** (laser receiver incl. radio remote control) with mm display, Heavy-Duty rod clamp, Quick-Fix 2, rechargeable battery, charger and transport case

**Calibration certificate for Nedo rotating lasers**

Ref.-No.	399 556 calibration certificate for Nedo rotating lasers
----------	--

### AutoAlign

At the push of a button, the laser plane automatically aligns with the laser receiver COMMANDER 3. Ideal when batter boards are used or on facade construction. The working range of the AutoAlign function is 150 m metres.



## Nedo PRIMUS 3 HVA2N

The fully automatic horizontal/vertical dual slope laser with AutoAlign function, FindX, AutoTarget and PlaneLock X/Y.

### Features:

- Robust, motor-powered levelling
- Inclinations in one or two axes with convenient % input for X and Y axes with 3 decimal places.
- TemperatureControl: Automatic temperature compensation
- SegmentControl
- PlaneLock X/Y: the tilt level is not monitored by the tilt sensor, but by **COMMANDER 3**. Advantageous in continuous use.
- AutoTarget function (Y-axis) for automatic axis alignment
- FindX: simple and precise alignment of the X-axis
- AutoAlign: Automatic alignment of the laser beam to the receiver. In the horizontal plane for measuring and storing the slope of the terrain in both axes (X and Y). In the vertical plane, ideally suited for batter board application and facade construction.
- Tilt control: the position of the laser plane is continuously monitored in the slope mode and re-levelled if necessary.
- Slope value once input is stored beyond switch-off
- Automatic level control stops the laser if it receives a heavy jolt. In this way, height errors are avoided.
- Available with highly visible high-power laser diode (laser class 3R) or with bright beam technology (laser class 2)
- **COMMANDER 3** with large reception field. For complete remote control of the **PRIMUS 3**
- Large, clear display showing inclination, rotation speed, battery level, etc.

### Perfect for levelling and aligning jobs, especially in the following areas:

- Depth control for excavations
- Concrete casting
- Setting foundations and footings
- Concrete casting
- Use of batter boards
- Bricklaying
- Measuring gradients
- Landscaping
- Laying screed
- Facade construction
- Setting reference markers
- Rough and fine grading
- Ceiling construction

### Nedo PRIMUS 3 HVA2N

Technical Data:	
Levelling accuracy	± 0.5 mm/10 m
Self-levelling range	approx. ± 8.5° motor-powered, with automatic level control
Setting of slope function (x/y-axis)	± 15%
Accuracy of the slope function	better than ± 0.015%
Working range Ø	approx. 700 m with receiver COMMANDER 3
Laser	< 5 mW, laser class 3R, 635 nm or < 1mW, laser class 2, 635 nm
Working range radio remote control	up to 150 m
Working range AutoAlign	up to 150 m
Rotating speed	600 rpm, 900 rpm or 1200 rpm
Protection class	IP 67
Power supply	Li-ion rechargeable battery
Operation duration	up to 40 h
Connecting thread	5/8"



Scope of delivery **PRIMUS 3 HVA2N**:  
Rotating laser **PRIMUS 3 HVA2N**,  
multi-function module **COMMANDER 3**  
with **mm display**, Heavy-Duty rod clamp,  
rechargeable battery and charger, Quick-Fix 2 quick release system and transport case

Ref.-No. 472 160-632 (Laser class 2)

Ref.-No. 472 160 (Laser class 3R)



Precise surveying and measuring

**Nedo** GmbH & Co. KG

Hochgerichtstrasse 39-43  
D-72280 Dornstetten

Phone +49 (0) 7443 24 01-0  
Fax +49 (0) 7443 24 01-45

[info@nedo.com](mailto:info@nedo.com)  
[www.nedo.com](http://www.nedo.com)

