

RH100 TA
Capacity 100 kg/ 220 lb.

[▶ Watch more](#)



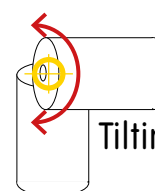
RH200 TA
Capacity 200 kg/ 440 lb.

[▶ Watch more](#)



RH230 TA
Capacity 230 kg/ 507 lb.

[▶ Watch more](#)



Tilting action (TA)

Roll handling solutions

Dotec is leading the flexible printing and label industry by providing a full range of ergonomic roll handling solutions, designed for speed and efficiency and operator comfort, sized to perfectly match the lifting requirements such as lifting, turning, tilting and/or rotating. In our long history we have seen all type of processes, so it is up to you to challenge us! Pick up, tilt or rotate and set down takes no more than 15-25 seconds in a handling process.

Flexible packaging - label & narrow web

Dotec roll handlers are operational worldwide, many in production facilities where food is freshly produced, mainly in 24/7 production environments. Flexible packaging include bags, pouches, shrink films, tubes, sleeves and carded packaging. All these packagings are processed at end users of finished (Food & Non Food) products for which we have supplied multiple solutions mainly in 24/7 production environments.

Digital controls

Dotec has integrated a pneumatic motion control system. This combination of a PLC and piezo controlled valves features flow-controlled proportional pressure regulators and is powered by 24VDC. These valves allow for pressure and flow control. The operation is smooth, features and options are endless, safety is secured, down time is minimised to the maximum through remote support. The implemented technology is reliable and ready for any machine to machine or other automated system.



VTEM FESTO



Rigid mast

[▶ Watch more](#)

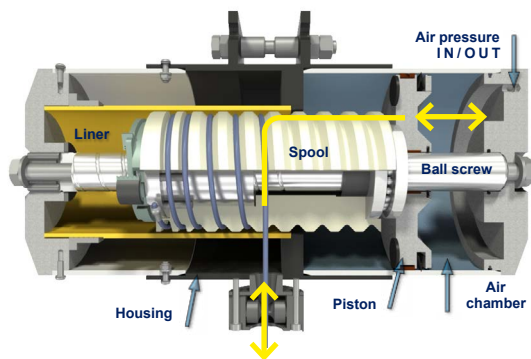
- Rolls/ reels**
- Capacity 250 kg/ 550 lb.
 - Lifting & tilting
 - Rigid mast
 - Core gripping

The **LIFT**
friendly **ASSIST**

- Rolls/ reels**
- Capacity 100 kg/ 220 lb.
 - Lifting & tilting
 - Balancer driven
 - Core gripping

DOTEC
rollhandling.com

Air-balancer



Digitized pneumatics

100% pneumatic has so far been a conscious and consistent choice in our design. It gives the LiftAssist flexibility, literally resilience/ elasticity and proportional speed. These are the typical features with which we bring recognizable and tangible speed in the process of, for example, lifting, tilting and putting down again.

Remote support

A Dotec system requires an internet connection for updates, settings adjustments, troubleshooting, or remote support. This connection can now be established quickly using the included 4G SIM card, which offers standard connectivity.

Connected to Wi-Fi, Ethernet or 4G:

The VPN router must be connected to the internet. This can be achieved through:

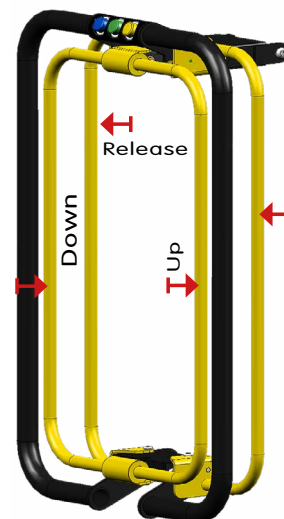
- 4G connection using the pre-installed SIM card (standard).
- Connecting to your local (guest) Wi-Fi network.
- Ethernet cable through an outbound access point (bypass firewall).



The motion terminal VTEM

A valve island with programmable Piezo valves. Piezo technique has proven itself in very critical applications. It brings high switching speed, reliability, accuracy and economy (air consumption). The motion terminal easily replaces the function of more than 50 individual components.

Ease of operation



Dotec Ergohandle

The central feature of the LiftAssist is the ergonomic handle, which is used to operate the lift assist. The handle can move freely up and down sliding through the hands, allowing the user to keep the eye's on the load, while a mere finger touch determines both direction and speed. There is no need for bending and stretching when lifting to high or low places.

Additional functions e.g.

tilt or rotate are activated by finger-tip touch of the levers at the sides. This is done without distraction or requiring special attention, similar to the steering wheel of a car. In a very short time operating happens intuitively. In other words the learning curve is short.

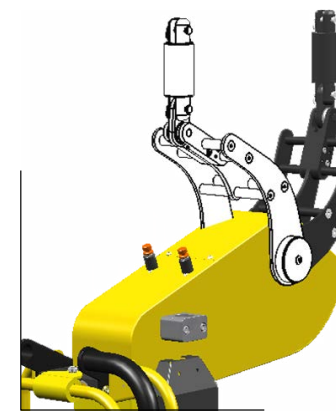
Proportional speed

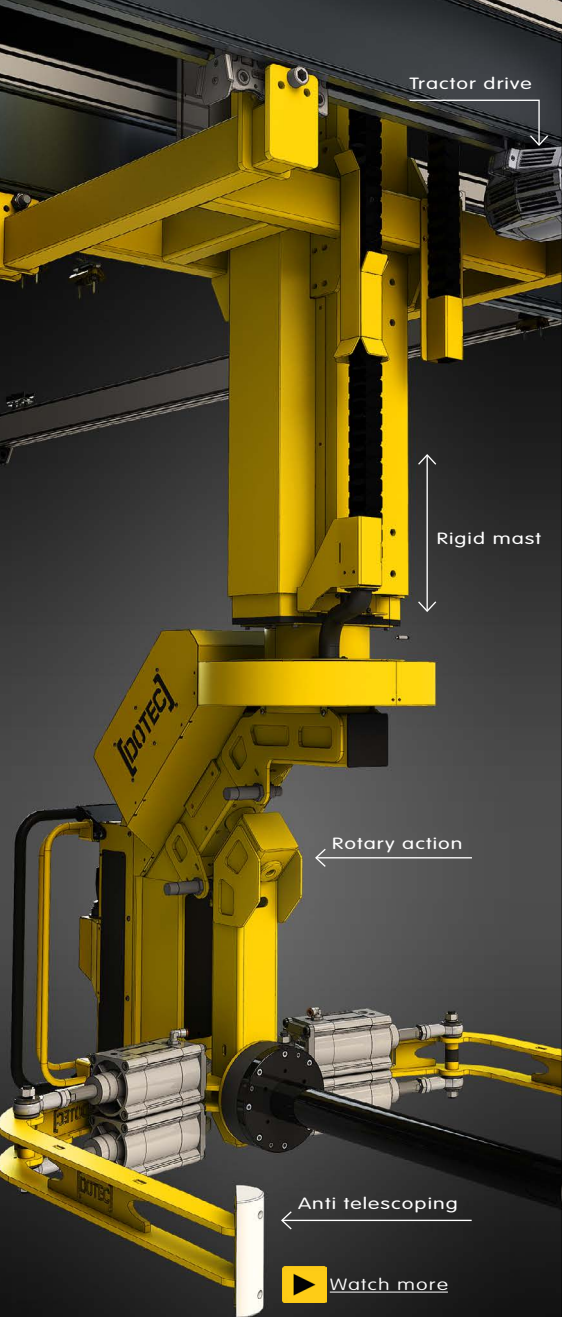
Activated by the Ergohandle, the basic control allows the compressed air to enter into the balancer for the up/down-movement. The Piezo valves react Proportional, which means that pressing the operating lever harder results in a quicker up or down movement. This makes operating the LiftAssist quick and dynamic, or gentle and accurate, whatever way the process requires.



Center of gravity

An important feature in every system is the automated center of gravity adjustment. This unit secures the horizontal and vertical alignment under any condition. This means that an empty or loaded handler will always adjust itself into the correct position. Once adjusted for the application, it will align automatically.





- Rolls/ reels**
- Capacity 550 kg/ 1212 lb.
 - Lifting & rotating
 - Rigid mast

The rotating action handlers for wide rolls

Presents ease of operation, particularly for wider rolls.

It rotates the roll through its center which enables large/wide rolls to easily being picked-up, rotated, and then placed on the pallet.

The balance mode control (option) allows to take rolls directly from the shaft.

RH150 RA Wide Rolls, 150 kg/ 330 lb.

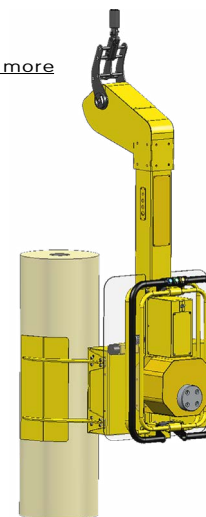
▶ [Watch more](#)



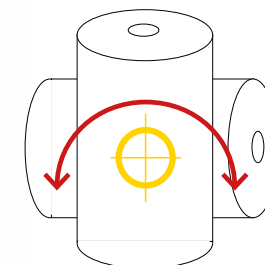
▶ [Watch more](#)



▶ [Watch more](#)



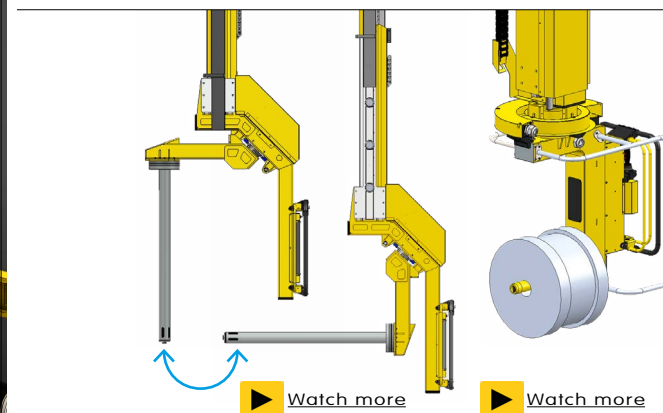
▶ [Watch more](#)



Rigid mast handler for heavy rolls

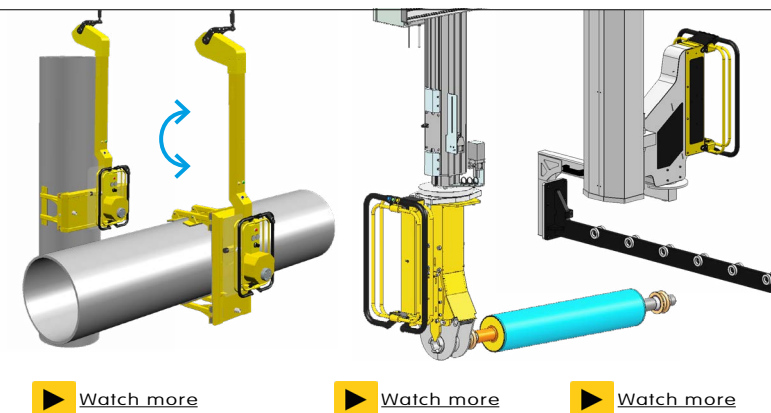
Capacity 550 kg/ 1212 lb.

Sleeve/ cylinder/ shaft handling



▶ [Watch more](#)

▶ [Watch more](#)



▶ [Watch more](#)

▶ [Watch more](#)


▶ [Watch more](#)

Special features



Core chuck options

▶ [Watch more](#)



Anti telescoping

▶ [Watch more](#)



Safety brakes

▶ [Watch more](#)



Balance mode


▶ [Watch more](#)



Slip off device

▶ [Watch more](#)

The **LIFT**
friendly **ASSIST**



Gantry & jibs
- Steel (support) structure

▶ [Watch more](#)

Dotec cranes & jibs

The infrastructure is the backbone of the total system. In the design of the LiftAssist, we strive for maximum weight savings to accomplish minimum effort while moving the load from A to B. It is therefore most essential that infrastructure components, such as rail, trolley's and cranes match these design rules. It is designed for a 24/7 production environment at high frequencies.

Jib cranes

For short transfer applications. Aluminium-rail for the boom provide a comfortable ergonomic (lightweight) movement 24/7.

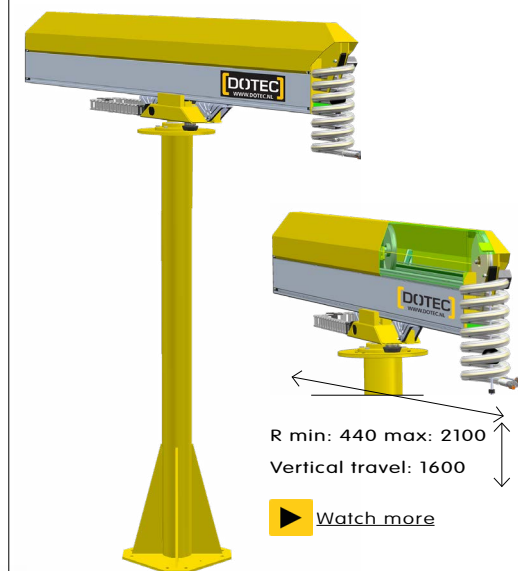
Accurate and heavy-duty pivot bearings allows smooth and free 360° rotation. End-stops & shock absorbers, can limit the radius. Parking brake (option) secures a safe way of parking the handler, when not in use.

Total solution provider

We take care of Steel support structure, installation and training.



Aluminium Crane systems



R min: 440 max: 2100
Vertical travel: 1600

▶ [Watch more](#)

Air Balance Lifter®

The **ABL** combines balance lift and horizontal travel in one unit.

- Integrated Air Balancer.
- Plug & Play installation.
- 360° rotation

Dotec LiftAssists® are designed and build under strict **CE** legislation and therefore provide high and durable quality connected with safe working conditions for the operator. Certified manuals are provided. **Safety first! Made in Holland**

CE Applied Standards:

Machine Directive 2006/42/EG
EMC Directive 2014/30/EU
Low Voltage Directive 2014/35/E

NEN-EN 14238:2004+A1 2010

NEN-EN 14238:2004+A1 2010

NEN-EN-ISO 4414:

NEN-EN-ISO 12100:2010, NEN-EN-ISO 13849-1:2016, NEN-EN-ISO 13849-2:2012, NEN-EN-ISO 13854:2019, NEN-EN-ISO 13857:2019, NEN-EN-ISO 4414:2010, NEN-EN-ICE 60204:2018



3800 m² / 40.000 ft² Facility

The **LIFT**
friendly
ASSIST®