

Load carrier, container and returnable packaging management

Load carrier, container and returnable packaging management



An expensive business: The management of pallets, boxes, frames & Co.

Returnable load carriers are essential for smooth production logistics. However, in nine out of ten companies, their management is inefficient and therefore one thing above all: costly.



Frustration among employees

Many production companies rely on Excel or other systems to manage their load carriers manually. This is error-prone, time-consuming and causes frustration in the teams.



Annual repurchase

A lack of transparency and slow throughput times mean that production companies have to buy up to 10% of their returnable load carriers on average every year.





Many different systems

Load carriers are recorded in different systems, usually without a real-time overview. Stocks remain unclear, shrinkage is recognised too late and each load carrier type requires its own software.

All load carriers in one **central software**

With the Software as a Service solution from Logistikbude, production companies can manage all their various reusable items centrally and automatically. From standard load carriers (e.g. pallets) to containers and special solutions such as production racks.



Our approach: Automated management of all load carriers in a centralised software solution

Empties stocks in real time

See where your load carriers are at all times. Prevent bottlenecks thanks to a transparent stock overview.

Smart disposition

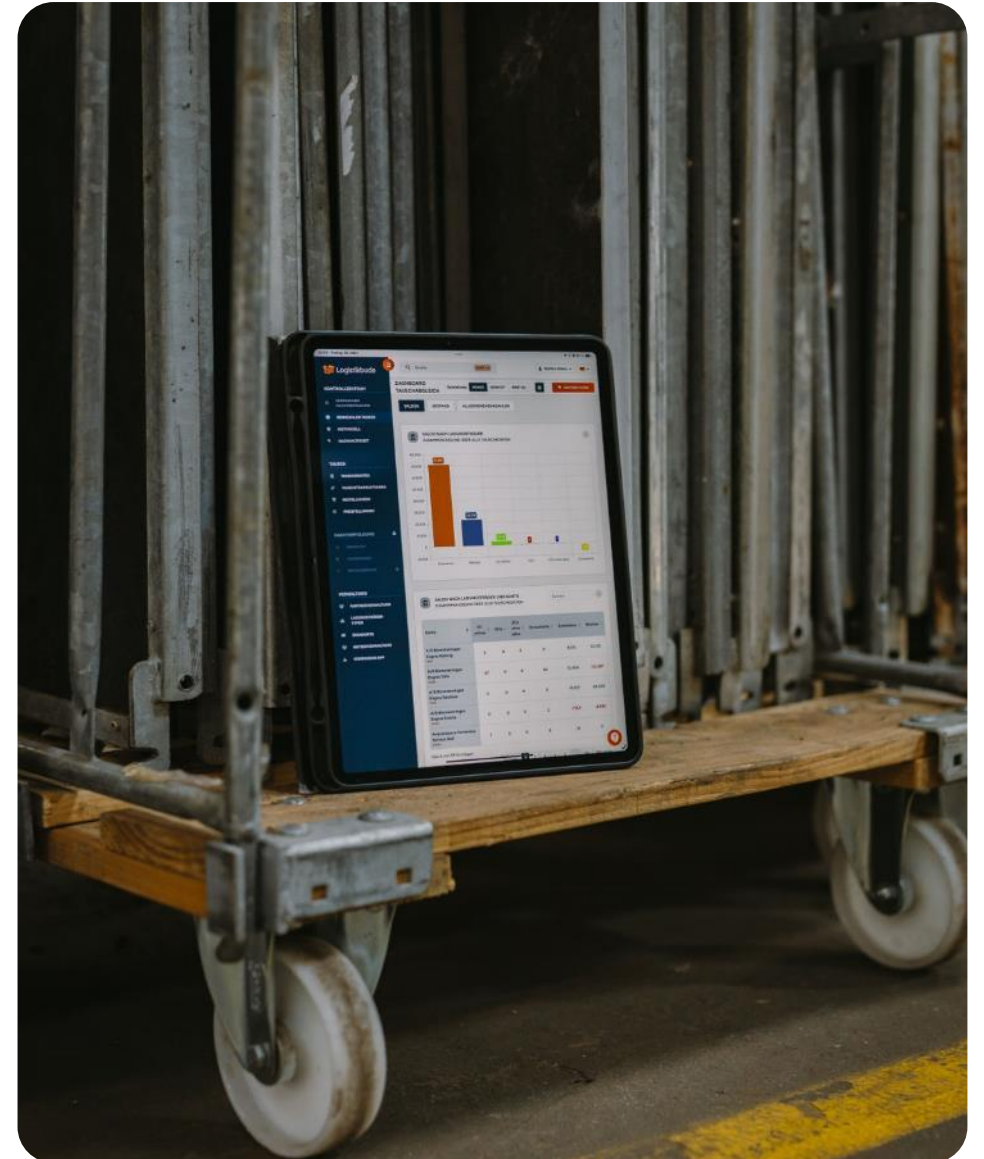
Our forecast function optimises your production supply with suggestions. This allows you to recognise peaks in demand at an early stage.

Supplier management

Your suppliers and service providers can order and release load carriers without their own login and view all stocks in real time at any time.

Flexible technologies

Flexible combination of manual entries (app & web), data from your own systems and active solutions (IoT, BLE, RFID).



The 4 stages of reusable management



Stage #1 Digitisation

Digitise your load carrier management.
Centralised management via web platform
& app instead of manual isolated
solutions.

In concrete terms:

- 👉 Real time instead of Excel
- 👉 See & report suppliers

#Einstieg



Stage #2 Automation

Your booking processes are automated
through interfaces and data imports. Data
comes directly from your systems for less
manual reconciliation.

Means:

- 👉 Automatic imports
- 👉 Reminders & synchronisation

#Einstieg



Stage #3 Controlling

You get full cost control. Monetary
valuation, automatic invoices and
centralised data. Complete controlling,
billing (shrinkage, stock, locations) incl.
invoicing and reporting ("P&L for load
carriers").

You can expect:

- 👉 Auto invoices & reports
- 👉 Inventory & cost allocation



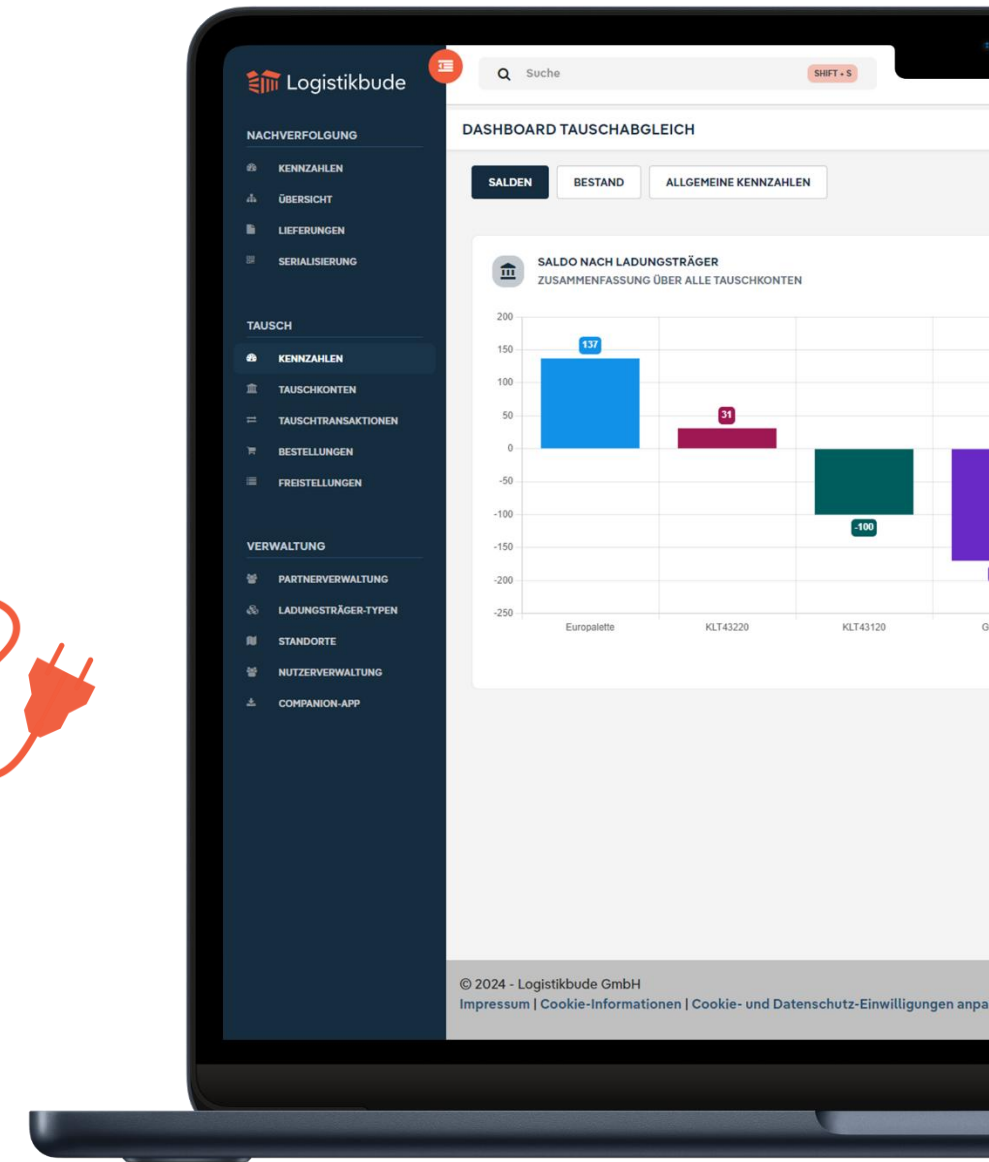
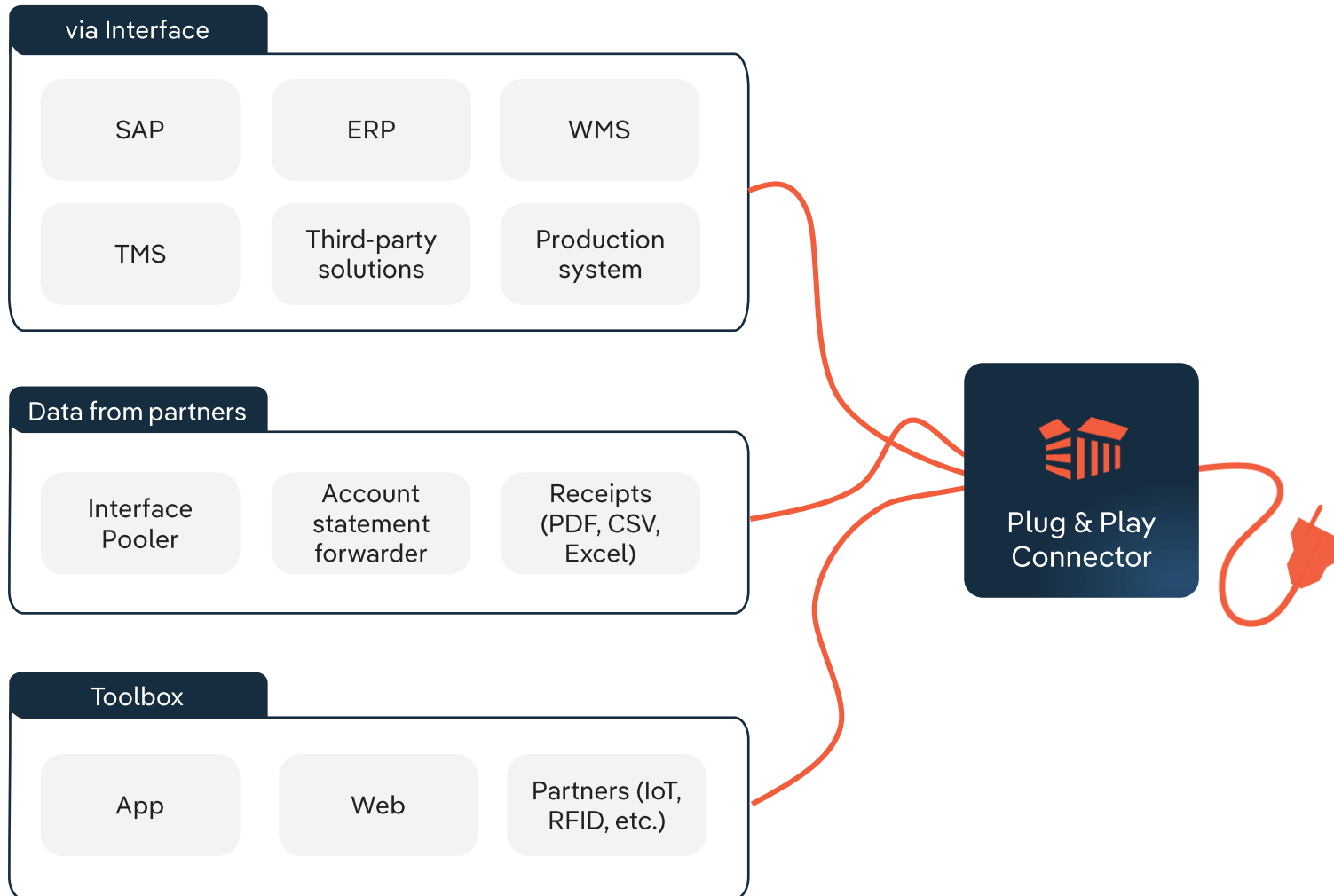
Stage #4 Agent

Fully automated processes. Intelligent
workflows and interfaces for maximum
efficiency. Fully automated handling of all
load carrier processes.

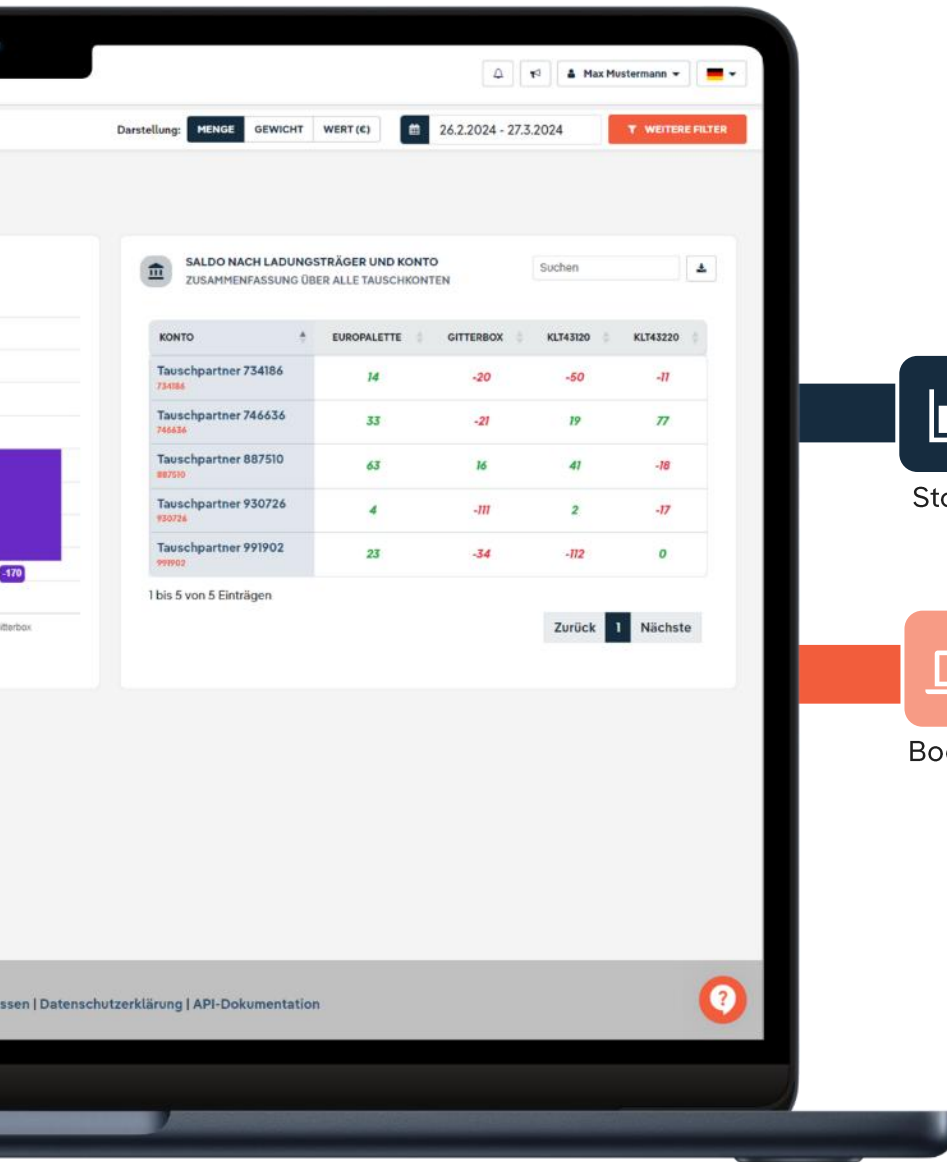
How you benefit:

- 👉 Fully automated processing
- 👉 Workflows take the pressure off

How does it work?



In this way **we create ...**



The screenshot shows a web application interface for 'Logistikbude'. At the top, there's a header with a logo and the name 'Logistikbude'. Below it, a navigation bar includes a search bar, a user profile 'Max Mustermann', and a language selector. A main filter bar shows 'Darstellung: MENGE GEWICHT WERT (€)' and a date range '26.2.2024 - 27.3.2024' with a 'WEITERE FILTER' button. The main content area is titled 'SALDO NACH LADUNGSTRÄGER UND KONTO' and 'ZUSAMMENFASSUNG ÜBER ALLE TAUSCHKONTEN'. It contains a table with columns for 'KONTO', 'EUROPALETTE', 'GITTERBOX', 'KLT43120', and 'KLT43220'. The table lists five exchange partners with their respective balance values. At the bottom of the table, it says '1 bis 5 von 5 Einträgen' and has 'Zurück' and 'Nächste' buttons. A footer bar contains links for 'Hilfen', 'Datenschutzerklärung', and 'API-Dokumentation'.

KONTO	EUROPALETTE	GITTERBOX	KLT43120	KLT43220
Tauschpartner 734186 734186	14	-20	-50	-11
Tauschpartner 746636 746636	33	-21	19	77
Tauschpartner 887510 887510	63	16	41	-18
Tauschpartner 930726 930726	4	-111	2	-17
Tauschpartner 991902 991902	23	-34	-112	0

1. transparency



2. automation

This will change for you, as soon as you work with us



Without Logistikbude

- ✗ Manual account management & reconciliations with partners cost time & are prone to errors.
- ✗ Delivery & transport tasks run via multiple, isolated systems - no centralised overview.
- ✗ In addition to our own systems, various partner systems are booked daily.



With Logistikbude

- ✓ Automated account management & exchange account reconciliation via web link.
- ✓ One solution for all load carrier tasks with complete transparency and real-time data.
- ✓ API integration into existing systems - no more duplicate data maintenance required.



Satisfied customers trust in Logistikbude

From the production segment



From the logistics & retail segments



I was surprised that there is already a perfect solution for us for our daily challenges regarding the exchange of Euro pallets. We were able to start using Logistikbude's solution in a very short time and benefit from a complete digital process that transparently displays the exchange processes and exchange accounts, including balances, in real time and at the same time offers us an integrated solution for centralised communication with the exchange partners.

Maik Westenberg
Head of Digital Transformation (CDO)

[More customer testimonials](#)

Logistikbude in the **press**



#New customer



Logistikbude optimises Nagel-Group's reusable management at all 130 company locations

[Read article](#)



#Award



Pioneer in reusable logistics: BMWK honours Logistikbude as "Digital Start-up of the Year"

[To the blog post](#)



#Partnership



Logistikbude cooperates with DB Schenker subsidiary Bitergo

[To the article](#)



#Award



Spin-off Logistikbude wins the Fraunhofer Founder Award 2023

[Learn more](#)

Where do we go **from here?**

👉 **Step 1:** Initial consultation

- Introduction and getting to know each other
- Detailed recording of the processes including an initial consultation on possible optimisations
- Determination of the current process. Existing processes and structures are scrutinised and transformed into a vision for the future
- 🎯 **Goal:** We have understood your process and your requirements

👉 **Step 2:** Live demo

- After getting to know you, we will demonstrate your specific use case in a live demo
- You get a detailed insight into all the functions relevant to you
- If you wish, we can provide you with a test account afterwards
- 🎯 **Goal:** You know our software and we can answer together whether it solves your problem

👉 **Step 3 :** Offer

- If we have convinced you in step 2, we will be happy to send you a customised offer
- This is based on your load carrier throughput and includes support and further development in addition to the use of the software
- 🎯 **Goal:** We can convince you that using the software will pay off for you. No offer without a business case, word of honour 🙌

👉 **Step 4:** Onboarding

- If you decide to work with us, we will agree the roll-out date together
- As the software is plug & play, the go-live can take place within a few weeks
- Experienced process engineers accompany you closely during onboarding and support you in training your employees and optimising physical processes
- 🎯 **Goal:** You and your business partners (customers, suppliers, service providers) can operate the software safely



Your point of contact



Fabian Bahnsen

Head of Sales | Logistikbude GmbH



fabian.bahnsen@logistikbude.com

+49 231 2929 4977

[Make an appointment](#)

