

## Technical information

# Hesse COOL-NATURA HE 64500

### Product description

Our COOL-NATURA is a fast-drying, light fast 1C HYDRO Natural wood effect lacquer. Its special gloss level and bare wood feel make it difficult to distinguish the coated surface from that of bare wood. COOL-NATURA can be used on all European woods without any problems, even on bleached surfaces. The finish displays good chemical and mechanical resistance. The high proportion of renewable raw materials and a VOC content of < 3 % mean that it is also suitable for use in sustainable and "green building" projects.

### Areas of application

COOL-NATURA can be used on all European woods in the complete field of interior fittings, including on furniture, doors, wall and ceiling panelling and other surfaces subject to normal to higher demands. It is also suitable for coating children's toys.

### Area of application

- Internal fit-out
- Furniture
- Special applications
- Doors

### Substrate material




- Dark, fine pored hardwood
- dark deciduous woods with coarse pores
- light deciduous woods with fine pores
- light deciduous woods with coarse pores

### Surface Preparation




#### Surface preparation

Clean, well-seasoned wood, or clean, suitable MDF or plywood base, free from oil, grease, wax and silicones. Sanded as prescribed and free from sanding dust.

The effect is especially distinctive after the pores are brushed out vigorously.

Substrate sanding grits		120 - 220
Lacquer sanding grit		280 - 320
Comments on sanding		The quality and uniformity of the wood sanding are crucial to the final surface finish. Ensure uniformity of the surface and edge sanding! Remove dust properly after sanding.

### Application

Application		Spray nozzle size	Spray pressure	Atomizing pressure
Airless		0,23 - 0,38 mm	100 - 120 bar	
Airmix		0,23 - 0,38 mm		1,5 - 2,5 bar
Compressed air spraying		1,5 - 2 mm	2,5 - 4 bar	

For more information on Order information, please visit our website, contact our account managers and field service representatives, or contact your specialist dealers.

## Technical information

# Hesse COOL-NATURA HE 64500

### Times

Drying



2 h / 20 °C

Resilient after



2 d / 20 °C

### Finishing

Finishing

After light surface sanding, it can be top coated using the same product or with a product like COOL-TOP HE 6509x(gloss level).  
To further increase its resistance, COOL-NATURA can also be top coated using 2C HYDRO systems, such as PERFECT-TOP HDE 5400x(gloss level) or PURA-NATURA HDE 54451.

### Processing instructions

**Please stir this material well before use!**

COOL-NATURA can as necessary be diluted with up to 5 % water directly before processing.

One or two coats of COOL-NATURA should be applied onto appropriately prepared wood substrates.

The COOL-NATURA lacquer layer should not be sanded through or otherwise damaged when finishing with other HYDRO material (risk of stain formation).

Please check the appearance and feel of the finished surface based on a trial coating on the original substrate.













### Particular instructions

"A risk assessment was undertaken according to Directive 2014/90/EU, Annex II, Section 3. This coating does not pose a physical risk to health nor a risk to the environment when hardened and dried."

## Technical information

# Hesse COOL-NATURA HE 64500

### Technical data







Flow time (+/- 15%)		45 s / DIN4
Yield per coat		11 - 14 m <sup>2</sup> /l The spreading rate is heavily dependent on the type of application. The specifications relate to a liter of ready-for-use product, if necessary including hardener and thinner.
Proportion of renewable raw materi-		6.366 %
Non-volatile proportion		27.3 %
VOC FR		C
conditions of transport		10 - 30 °C
Shelf life in weeks		26
Storage temperature		10 - 30 °C
Working Temperature Range		18 - 22 °C
Number of coats (max)		2
Amount per layer (minimum)		70 g/m <sup>2</sup>
Amount per layer (max)		90 g/m <sup>2</sup>
Total application volume		180 g/m <sup>2</sup>

For more information on Order information, please visit our website, contact our account managers and field service representatives, or contact your specialist dealers.

## Technical information

# Hesse COOL-NATURA HE 64500

### Particular properties / testing standards

Sign	Product standard / basis
	Product meets the requirements of solvent based paints and coatings regulation - ChemVOCFarbV (German ordinance on solvent-based paints and varnishes) - according to the national implementation of 2004/42/EG ("Deco-paint Directive").
	DIN 68861-Part 1C (Furniture surfaces; Behaviour under chemical demands)
	Saliva and sweat resistance according to DIN 53160 Parts 1 and 2: no discolouration (Level 5)
	PVC-resistant
	Meets the requirements under RAL UZ 12a ("Blue Angel")
	Toy safety as per DIN EN 71-3

### Sample process

#### Solid oak

Wood sanding: 120 - 150 grit

Basecoat: 1 x 70 - 80 g/m<sup>2</sup> COOL-NATURA HE 64500

Drying: at least 2 h / 20 °C room temperature with sufficient air circulation

Intermediate sanding: 400 - 600 grit

Top coat: 1 x 70 - 80 g/m<sup>2</sup> COOL-NATURA HE 64500

Drying: at least 16 h / 20 °C room temperature with sufficient air circulation

### Ordering information

Order number	Colour tone	Gloss level 60° (Gloss +/-5)	Gloss level
HE 64500		2	dull matt

For more information on Order information, please visit our website, contact our account managers and field service representatives, or contact your specialist dealers.

## Technical information

# Hesse COOL-NATURA HE 64500



### General instructions on workmanship

When working with HYDRO materials, parts that come into contact with the material must be made from stainless steel. The moisture content should be between 8 - 12 %. Do not apply or dry HYDRO lacquers at material or room temperatures below 18 °C. The ideal humidity for application lies between 55 and 65 %. During the lacquering process, a humidity level that is too low leads to surface defects (such as shrink cracks, etc.). Excessive humidity during the drying phase may drastically lengthen the drying time! In order to avoid adhesion problems, please sand the lacquered surfaces freshly before coating and apply lacquer to the sanded surfaces as soon as possible. When applied to foils, etc., please use a sample coating on the respective substrate to check the adhesion! The ideal complete hardening of lacquered surfaces that have been flashed off is reached at temperatures over 20 °C up to no more than 40 °C. Adequate, draft-free air exchange must be assured. The complete hardening of the lacquer will be reached after one week of proper storage (at least 20 °C room temperature). Woods containing large amounts of natural oils, such as teak, can negatively influence adhesion under certain circumstances. Water-soluble wood ingredients such as those in ash and tannins in woods such as oak may cause colour changes and discolourations in the coating. We recommend that you always conduct a sample lacquering to evaluate the colour effect, adhesion and drying process under real conditions!

Our technical information is continually adapted to keep up to date with the latest technology and statutory regulations. The indicated values are no specification, but typical product data. The latest version is always available online at [www.hesse-lignal.de](http://www.hesse-lignal.de) or talk to your local account manager. This information is for advice and is based on the best knowledge available and careful research in line with the current state of the art. This information cannot be held as legally binding. We also refer you to our terms and conditions of business. Material safety data sheet is provided in accordance with EC regulation no. 1907/2006.

For more information on Order information, please visit our website, contact our account managers and field service representatives, or contact your specialist dealers.