


THE
ORIGINAL.
FOR
VERTICAL.

EDITION 60

The versatile
vertical panel saw



■ STRIEBIG ■

www.striebig.com

EDITION 60

60 years ago, Striebig AG started the industrial production of their STRIEBIG vertical panel saws. For the anniversary, we have developed the STRIEBIG EDITION 60 for you.

The integrated panel lowering device allows the ergonomic and smooth cutting of panels by one person only. The comprehensive standard equipment and the proverbial STRIEBIG accuracy guarantee short processing times and a safe, hand-guided workflow.



Saw frame

- Self-supporting, torsion-resistant, welded frame with framework bracing on four solid machine feet
- Automatically yielding wooden support wall TRK1 with integrated small parts support made of wood
- Panel lowering device (PAV) with two panel lowering units, for panel materials with a maximum weight of 160 kg (80 kg/PA unit)
- Length stop profile above centre support to cut point zero
- Continuous length stop profile, above roller support with longitudinal stop
- Precise 17-fold roller support, pneumatically braked
- Swivelling centre support over the entire length, aluminium support grid with plastic supports
- Device for wall assembly
- Aluminium small workpiece support (1 pair), individually usable

Saw beam and saw unit

- Stable, durable saw beam with double locking mechanism
- Robustly mounted motor carriage for high cutting precision
- Pneumatic clamping of the motor carriage
- Powerful, high-torque saw motor 5,5 kW (7,5 HP)
- Integrated, powerful TRK dust extraction for external extraction system
- Supersilent sound insulation
- Electromagnetic motor brake
- Document holder



Illustrations contain optional accessories

Control

- Clear push-button control for easy operation
- Positioning of the panel lowering device with 2 hand control
- Operator guidance by status lights indication on the panel lowering units
- Operating hours counter

Measurement

- Program cam set for recurring mass
- Laser-supported horizontal cut
- Digital measuring system DMS-Y incl. motorised fine adjustment
- Digital measuring system DMS-X incl. manual fine adjustment, assembly selectable, above centre support or roller support



Highlights of the EDITION 60



Strong and compact panel lowering device (PAV)

The integrated panel lowering device of the EDITION 60 comprises two panel lowering units. It can be used for panel materials up to 3000×2150 mm and up to 160 kg (80 kg/PA unit).




Fast and precise movement of the panel lowering units

The feed rate of the servo drives is 5 m/min under load and 10 m/min without load, which ensures optimised and short processing times. In addition, LED status lights inform the operator of the processing status.



Effortless positioning for horizontal edging cuts


When the panel is lifted for the first time after loading, the edging position for the horizontal edging cut is approached. This simplifies panel cutting enormously.



Smooth finish-cutting. No turning of the panel required

Single-operator control and smooth finish cutting thanks to panel lowering device. There is no need to turn the panel, and the cut strips can be directly divided vertically.

Options and accessories



Additional panel lowering unit to move panels down to centre support

For panels up to 5000 × 2150 mm and weights up to 240 kg (80 kg/PA unit).
Factory-installed option - cannot be retrofitted.



STRIEBIG OptiDivide cutting optimization

The system can be retrofitted and functions independently of the machine control.




Scoring saw unit VSA

Benefit from an even better cutting quality with coated panels.



Additional digital measuring system DMS-X axis

Factory-installed - located above centre support or above roller support.



Grooving accessory NVV

This accessory allows the milling and grooving of wooden materials and composite panels on the EDITION 60.
Factory-installed option - cannot be retrofitted.



Two-speed saw motor, 4 kW, incl. Pro Lock Easy-Fix

A two-speed saw motor facilitates the processing of different materials.
Factory-installed option - cannot be retrofitted.

Technical specifications

Weight of the saw	ca. 1300 kg
Cutting depth	80 mm
Saw motor power	5,5 kW (7,5 HP)
Saw blade diameter	300 mm
Saw blade bore	30 mm * ¹
Emission sound pressure level at the workplace LpA	83 dB * ²
Saw blade speed	4800 U/min
Panel lowering device (PAV)	2 PA units (opt. 3rd PA unit)
Max. panel weight per PA unit	80 kg
Max. panel thickness in clamping unit	60 mm
Feed rate of PAV under load	5 m/min
Feed rate of PAV without load	10 m/min
1 extraction connection	ø 140 mm
Compressed air connection	6–10 bar
Wattage	8,8 kW
Network connection	3 × 400 V/50 Hz

*¹ with two side bores ø 9 mm, radius 30 mm

*² Measurement standards and emission values according to EN 1870-14, measurement uncertainty allowance K = 4 dB (A).
(All data refer to EDITION 60 Type 6224.)

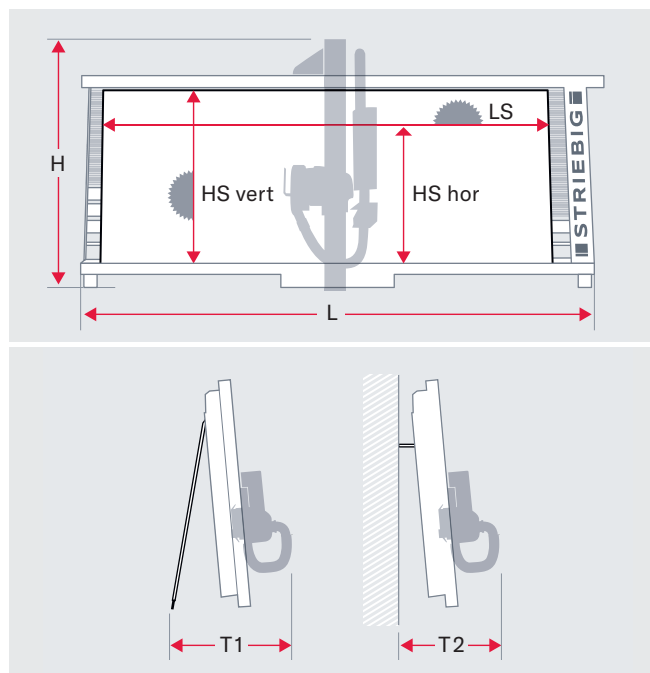
For all machines:

Powerful TRK dust extraction significantly below 2 mg/m³. The system used must have an extraction performance of 20 m/s in order to meet the TRK specifications. (Vacuum approx. 1400 Pa./COMPACT approx. 1470 Pa) at the connector in order to meet the TRK specifications.

Technical note:

Permissible ambient temperature min: + 5 °C / max. + 40 °C
Relative humidity: 19–95% without condensation
In case of mains fluctuations greater than ±10% of the nominal voltage, a voltage stabiliser must be installed at the place of use.

The technical specifications are approximate values.
We reserve the right to make changes due to further developments.



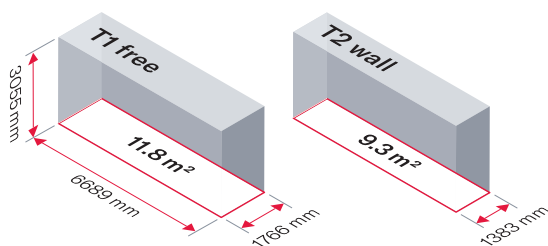
Dimensions in mm

Type	L	H	T1 free	T2 wall
6224	6689	3055	1766	1383

Cutting range in mm

Type	LS	HS vertical	HS horizontal
6224	5300	2150	2100
with 2 PA units	3000	2150	2100
with 3 PA units	5000	2150	2100

Minimum space requirement



Scan the QR code now and
configure your personal
EDITION 60

Striebig AG
Grossmatte 26 T +41 41 259 53 53 info@striebig.com
CH-6014 Luzern F +41 41 259 53 50 www.striebig.com

