

Down to 15. Up to 80.
The floorline® 15|80 by bock.

.bock®

It's time for a new category
of nursing care beds.
The floorline® by bock.






The floorline® 15|80. A new benchmark for nursing care beds.


With the floorline® 15|80, bock, as a quality-oriented nursing care bed specialist, is opening up its own category of well thought-out low and ultra-low beds, which have been developed directly from practical findings. Specific nursing care bed related requirements of both, residents and caregivers have been

taken into account. Care beds to be lowered and raised as far as possible: With this combination, the bock floorline® sets new standards in terms of prophylaxis against the consequences of falls and facilitation of work in everyday care. Pioneer of this new category: the bock floorline® 15|80.

floorline® 15|80

floorline® 15|80: the advantages at a glance





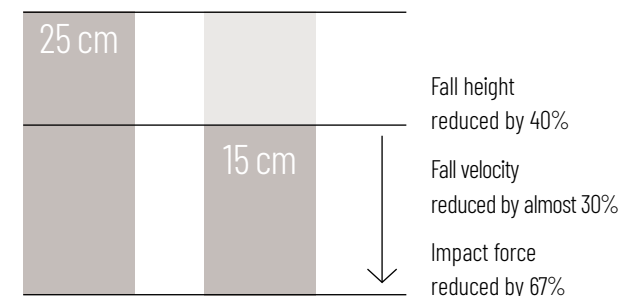
15 cm lowest position: for an ideal prophylaxis of fall consequences

The bock floorline® 15|80 reduces the height of low beds for institutional care by 40% from 25 cm to 15 cm and thus consistently pursues the approach of reducing measures that deprive patients of their freedom (customary in the industry is a standard height of 25 cm or even 40 cm). For residents, this means extremely effective prophylaxis of the consequences of falls: the fall velocity from a height of 25 cm is almost 30%* higher than at a height of 15 cm, and the impact force is as much as 67%* higher.

More self-determination

Measures that deprive residents of their freedom are no longer necessary. Residents experience more self-determination and significant psychological relief. At the same time, mobility is supported. Falls and serious consequences of falls are significantly mitigated by the lower fall height. Caregivers can take immediate preventive action for residents at risk of falling. Reducing the consequences of falls ties up fewer resources and significantly simplifies both everyday care and interaction at the care bed. Care home operators can document in their documentation system, effectively a prophylaxis for minimising severe consequences of falls and present it if required (MDK/home supervision).

* Source: Study by Dr. George Zaphir, Australia Dr. George Zaphir (2014). Studie: Lowest Heights of Floor Level Beds: Fall Velocity and Impact Force Analysis and Resulting Injuries.





The care and working height of 80 cm supports a back-friendly and kinaesthetic working.

80 cm care and working height: Relief for caregivers

The bock floorline® 15|80 can be raised to 80 cm. With this working height, the everyday care operations at the bed are simplified, the nursing staff can work in a back-friendly and kinaesthetic manner and is greatly physically relieved. On the way from the maximum height of 80 cm to the lowest height of 15 cm, the floorline® 15|80 makes two further stops.

Stop no. 1: an exit stop at 37.5 cm for a particularly safe and comfortable exit of the bed.
Stop no. 2: a safety stop at 25 cm to prevent crushing. The proven bock double scissor lift system ensures optimum stability at every height.
The care and working height of 80 cm supports a back-friendly and kinaesthetic working.



2 + 2 central braking and preparation at the head end for the use of wall distance holders to protect wall sockets and the bed



Narrow outer dimensions: The floorline® 15|80 is manoeuvrable and easy to move.



Smooth straight-ahead running: with large double castors on each side and directional giving device.

Innovative castor concept: easy and safe to manoeuvre

A care bed that wants to set standards must take the care process into account, down to the smallest detail. This means providing caregivers with the best possible support for every action. The floorline® 15|80 therefore convinces with optimal handling. Three large double castors per side (2 x Ø 100 and 1 x Ø 75 mm) with locking and

directional giving device on both sides allow smooth straight running and safe locking. With its narrow outer dimensions, the bed is extremely manoeuvrable - even in small rooms. The floorline® 15|80 can be moved at any height. The result: more safety and time saving in everyday care.

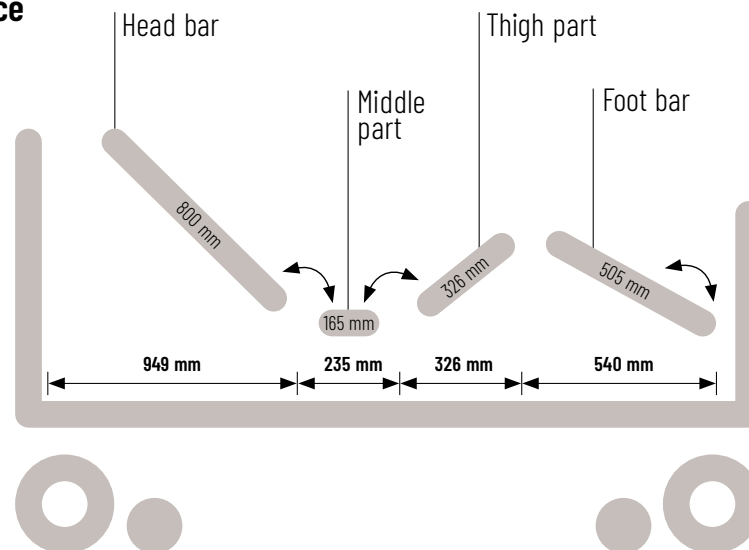
Ergonomically optimised: the lying surface

With its lying surface, the floorline® 15|80 fulfils a clearly defined quality requirement for institutional care: comfortable and ergonomically optimised lying comfort.

- ⊕ The 4-section lying surface offers an ergonomic backrest and a mattress compensation, both ensure a comfortable and physiologically sensible sitting position and reduce pressure peaks. The length compensation of the back rest amounts 11 cm (mattress compensation)
- ⊕ A variety of sitting and lying positions as well as the different lying surface systems offer more individual lying comfort
- ⊕ Integrated, tool-free bed and side rail extensions for easy and quick adjustment to the resident's body size
- ⊕ Extremely stable head bar, also suitable for intensive use
- ⊕ Various adjustment possibilities such as Trendelenburg, Anti-Trendelenburg and comfort sitting position can be selected with one button



The lying surface



floorline® 15|80: completely equipped



floorline® 15|80

Dimensions

Outer dimension	103 × 219 cm
Lying surface	90 × 200 cm
Special dimensions	Width 100, 105, 110 cm Integrated bed extension to 210 or 220 cm
Height adjustment	15–80 cm
Lifter space	15 cm

Weights

Bed weight	approx. 132 kg
Safe working load	220 kg
Max. person weight	185 kg

Side rail systems

Systems	SR2 or SR3 (see p. 11)
Versions	Continuous, Long divided, Short divided, Centred, Head-section, Without side rails
Height* with wooden slats	39.5 cm

Further equipment features

End panels	Type 40, Type 40 low Type 41, Type 41 low Type 43, Type 43 low
------------	--

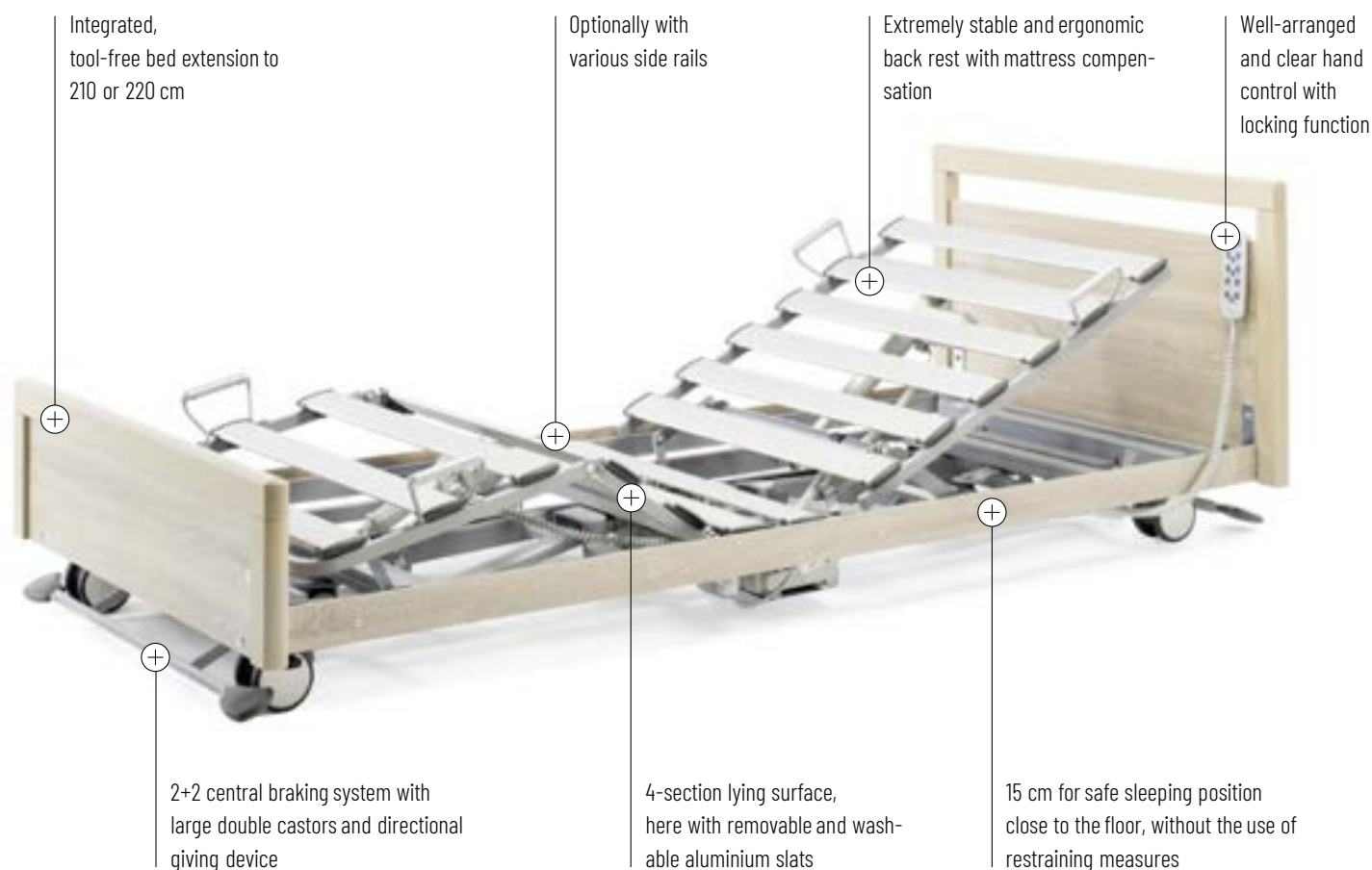
Motor

Splash-proof according to IPX4, high-quality spiral cable with strain relief and kink protection, SMPS plug transformer with extra-low safety voltage offering safety from the socket.

* Distance between upper edge of lying surface and upper edge of raised side rail SR3

Benefit from more cost transparency: The bock floorline® 15|80 offers a comprehensive standard equipment. With the integrated, tool-free bed and side rail extension, caregivers can quickly adjust the bed length to different resident profiles and care situations.


The floorline® 15|80 is equipped as a standard with large castors and directional giving device on both sides, a wide range of adjustment options and comfortable lying surfaces.



Individually configurable: lying surfaces upon request



Wooden slats with tension regulation



The basic variant.

bock provides its proven wooden slats with tension regulation as a standard equipment. The tension regulation in the middle of the lying surface ensures a high level of comfort, especially in a sitting position. The wooden slats are mounted to flexible and durable caoutchouc holders. This allows easy replacement if necessary.

Advantages for the resident:

- ⊕ Comfortable and ergonomic

Advantages for the caregiver:

- ⊕ Easy to clean and durable

Lying surface with aluminium bars



With clip-on aluminium bars.

The modern lying surface allows a quick and individual pressure relief thanks to the individually removable aluminium bars. The stable bars can be easily removed, cleaned and reinstalled. This lying surface can be converted to the ripolux® neo system at any time by turning the aluminium slats and inserting individual ripolux® neo springs.

Advantages for the resident:

- ⊕ Thanks to the removable bars, the lying surface can be adjusted to the individual pressure relief

Advantages for the caregiver:

- ⊕ Extra light material
- ⊕ Stable aluminium bars, washable and durable as no softener evaporates

Individually configurable side rail systems

SR2



- ⊕ Well-established basic solution
- ⊕ Simple design
- ⊕ Easy handling thanks to low weight
- ⊕ Quick mounting on the bed
- ⊕ Quick, easy and intuitive operation
- ⊕ Full implementation of the standard DIN EN 60601-2-52



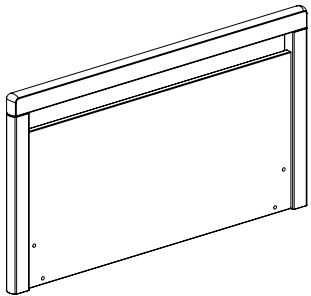
SR3



- ⊕ High variety of variants and different colours
- ⊕ Integrated side rail extension possible
- ⊕ Proven for years
- ⊕ Side rail bars in wooden colour for a homelike atmosphere
- ⊕ As an option lockable in the lowest position
- ⊕ Full implementation of the standard DIN EN 60601-2-52

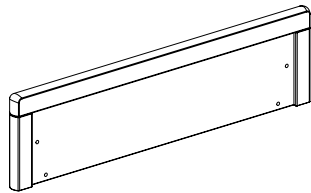


Individually configurable end panels



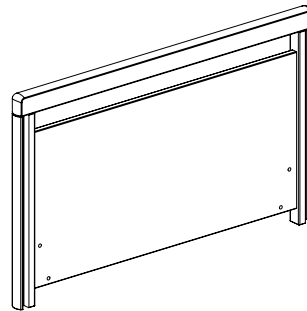
Type 40

- Circumferential solid wooden strips with decor filling
- Practical cover slit
- Handrail for more safety
- For freestanding side rails



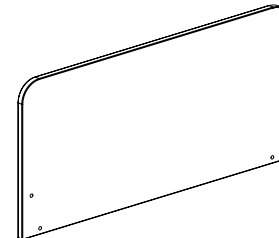
Type 40 low

- Circumferential solid wooden strips with decor filling
- Homely design
- For freestanding side rails



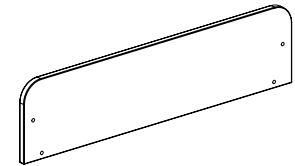
Type 40 with integrated side rail guides (SR3)

- Circumferential solid wooden strips with decor filling
- Handrail for more safety
- Practical cover slit



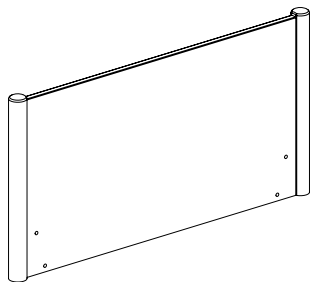
Type 41

- Modern end panel in sophisticated design
- For freestanding side rails



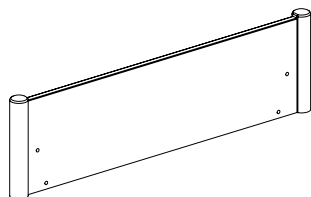
Type 41 low

- Modern end panel in sophisticated design
- Low end panel for more cosiness
- For freestanding side rails



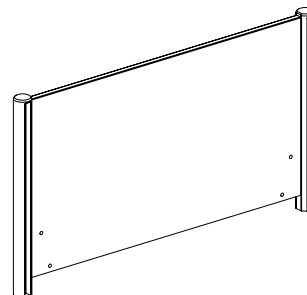
Type 43

- Straight wooden decor panel
- Lateral round studs made of solid wood
- For freestanding side rails



Type 43 low

- Low end panel for more cosiness
- Straight wooden decor panel
- Lateral round studs made of solid wood
- For freestanding side rails




Type 43 with integrated side rail guides (SR3)

- Straight wooden decor panel
- Lateral round studs made of solid wood

Individually configurable: 8 colours



Cherry Havanna
R42006



Madison Walnut
R30011



Maple After Eight
R27017



Royal Maple
R27001




Sonoma Oak
R20128



Bloomed Beech
R24035



Beech Steamed
R24034



White
W10140

More safety, more comfort: the accessories for the floorline® 15|80

Bed extension to 210 or 220 cm



Set consisting of:

- Bracket for extending the lying surface
- Two extension elements to extend the side panelling of the frame

Wall distance holders for the head end



- Optionally with plug or castor
- Infinitely and individually adjustable: 10 to 90 mm
(distance from the end panel of bed to wall)

Wall distance holders for the lateral side



- Optionally with plug or castor
- Infinitely and individually adjustable: 70 to 220 mm
(distance from the end panel of bed to wall)

Illuminated hand control



For more comfort and safety in the dark, the buttons are illuminated when pressed. At the same time the soft buttons ensure a pleasant feel and easy operation.

LED bed lamp model E



With external power supply and toggle switch

LED bed lamp model G



Connection to control box, operated by hand control*

Underbed lighting



Connection to control box, operable by hand control*

* Only one lamp controllable via the hand control

More safety, more comfort: the accessories for the floorline® 15|80

Nurse control panel



Art. no. on request

Battery system



Rechargeable battery to ensure functionality, e.g. in case of power failure

Hand control holder



hand control holder with flexible stand for Dewert + Limoss controls
Art. no. on request

Rising aids



Trapeze

Art. no. 92228 A001

Infusion bag holders



Infusion bag holder (fixed)

Art. no. 890.02301



Infusion bag holder (height-adjustable)

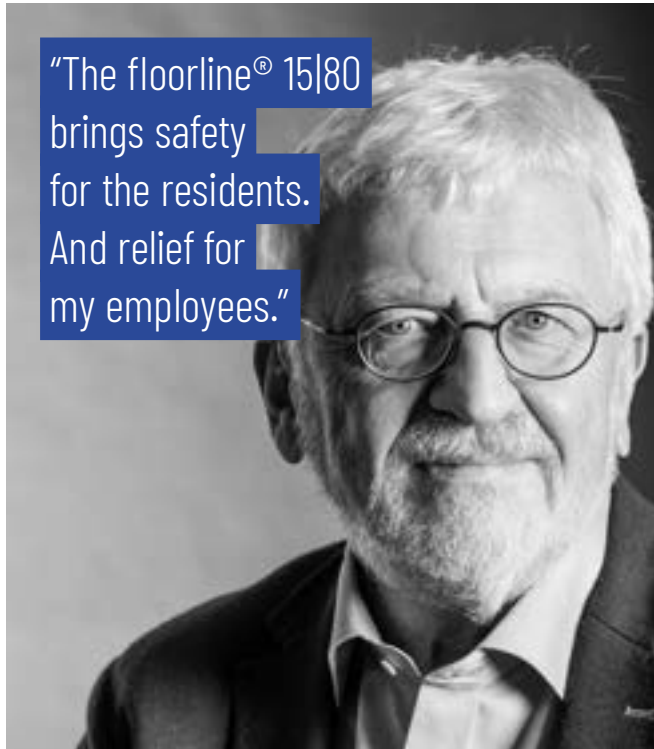
Art. no. 890.02302



Infusion bag holder for trapeze frame

Art. no. 890.02300

floorline® 15|80: the advantages at a glance



"The floorline® 15|80 brings safety for the residents. And relief for my employees."

For operators of nursing care homes:

- ⊕ Long-term and secure investment with a wide range of applications
- ⊕ Increased competitiveness thanks to a future-oriented nursing care bed concept
- ⊕ Documented prophylaxis against the consequences of falls based on the used documentation system
- ⊕ Reduced efforts in care at the bed
- ⊕ Relief of the staff



"I am safe in this bed. And I dare to fall asleep again."

For residents:

- ⊕ No restriction of freedom
- ⊕ Increased self-determination
- ⊕ Safe, dignified sleeping in bed
- ⊕ Significantly reduced risk of falling injuries with the lowest height of 15 cm
- ⊕ More comfortable, ergonomic lying
- ⊕ Activation and maintenance of mobility



"The residents thank me. And my back even more so."

For caregivers:

- ⊕ Physical relief through back-friendly, kinaesthetic working at an ideal height
- ⊕ Psychological relief due to the reduction of restraining measures
- ⊕ More time for care thanks to the extensive standard equipment
- ⊕ Tool-free, integrated bed and side rail extension for quick and individual adjustment to the resident's body size
- ⊕ Various lying surface settings as a mobilisation aid



.bock[®]///

® registered trademark
 Order no.: 890.02510
 Status: 02 | 2024
 Subject to technical changes.
 Picture credits: Nicola Rehage, Gütersloh

Hermann Bock GmbH
 Nickelstraße 12
 33415 Verl
 Germany

phone: + 49 (0) 5246 9205 0
 fax: + 49 (0) 5246 9205 25
 web: www.bock.net
 e-mail: info@bock.net