

MiroVET

"New Endoscopic Solution"

Endoscopic
Examination **WITHOUT**
Anesthesia
or
Surgery



MiroVET™ Components

MiroVET™ Capsule

- ✓ Microscopic Sized Capsule
- ✓ Approx. 2.1g



MiroVET™ Recorder

- ✓ Real-Time Image
- ✓ Image Capturing Function



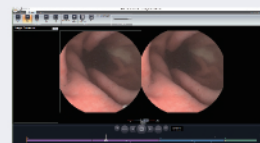
MiroVET™ VetWear

- ✓ Comfortable Wear
- ✓ 8 Different Sizes (XS ~ 4XL)



MiroView VET™

- ✓ Dedicated Software
- ✓ User-Friendly Interface



Precautions for Examination



Before the Examination

- Q Is fasting mandatory?
- A Fasting is required before the MiroVET™ capsule endoscopy for a minimum of 12hrs (15hrs recommended), but drinking water is allowed at anytime

During the Examination

- Q Can my dog continue with daily activities?
- A There are no limitations to doing activities such as light walking during the MiroVET™ capsule examination
- Q Can my dog drink water and eat food?
- A It is encouraged to have your dog drink plenty of water before and during the examination. However, please do not provide any kind of food during the examination

After the Examination

- Q What to do with the capsule after the examination?
- A The MiroVET™ capsule is naturally excreted within 1-3 days. Simply dispose it with the stool
- Q How can I confirm the capsule's excretion?
- A You can inspect the stool with the naked eye or gently knead it after placing it in a collection bag

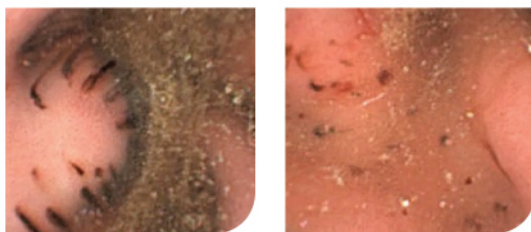
Other Questions

- Q Can all dogs undergo the examination?
- A Dogs weighing 4kg or more can undergo the MiroVET™ capsule endoscopy
- Q What should I do if the capsule is not excreted?
- A Wait for up to a week, and if it still hasn't been excreted, please consult with your responsible veterinarian. An X-ray can accurately determine whether it has been excreted or not




Clinical Image of MiroVET™ Capsule Endoscopy

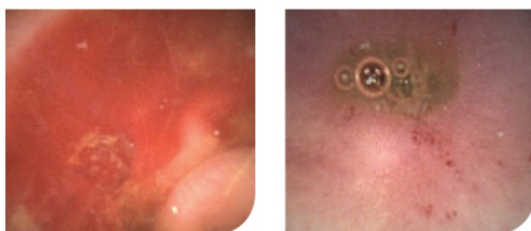
Acute Gastritis and Gastric Bleeding



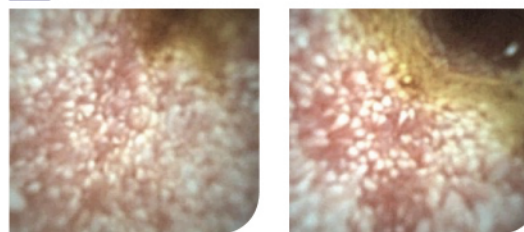
Foreign Bodies in the Stomach and removal



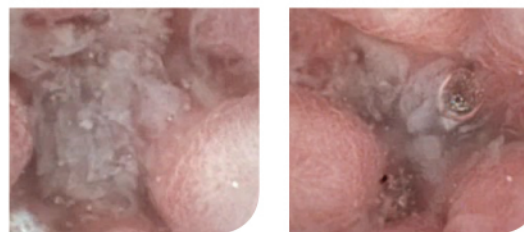
Severe Bleeding and Inflammation



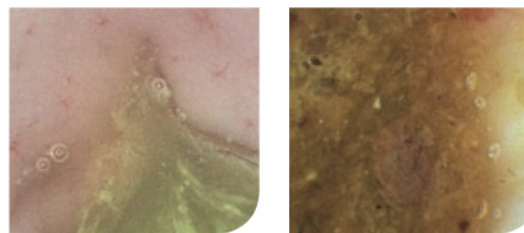
Lymphectasia



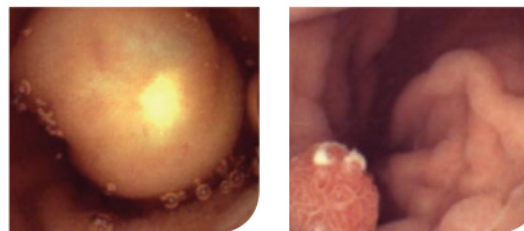
Chronic Inflammatory Bowel Disease



GI Vascular Malformation

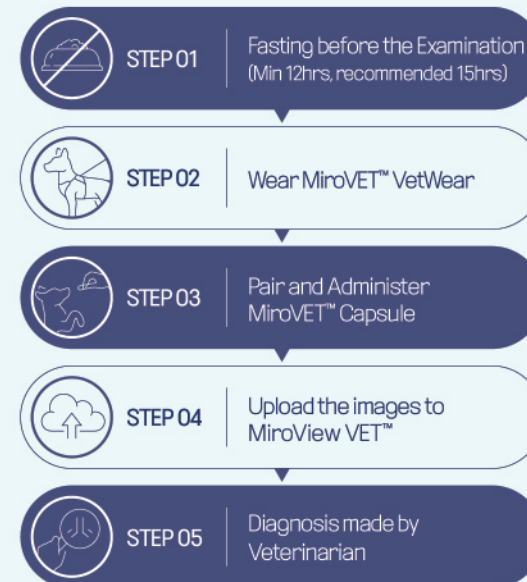


Tumors



... How to use? ...

“Exploring Entire Digestive System”
With MiroVET™ Capsule Endoscopy



New Generation Endoscopy for Dogs

MiroVET™ Capsule Endoscopy Without the Need for Anesthesia

Capsule endoscopy can be used for the early diagnosis of gastrointestinal diseases without the burden of anesthesia. For humans, endoscopic examinations are performed to detect diseases such as esophagitis, gastritis, gastric cancer, and colorectal cancer at early stage even without specific symptoms. As for animal patients, examinations are usually performed after symptoms are confirmed, resulting in many cases where the disease is diagnosed after it has worsened. Now, without worrying about the side effects of anesthesia, our dogs can also comfortably undergo MiroVET™ capsule endoscopy for regular health check-up purposes.