



SYSTEM H5

ENDURANCE 30 FD

EN

OVERVIEW ENDURANCE 30 FD

Engineered for Precision. Built to Conquer.

Elevate your shooting experience with the Endurance 30 FD Riflescope Series—designed for hunters, sport shooters, and outdoor enthusiasts who demand unparalleled performance in any environment.

‘Designed for all hunting disciplines
- from varmint to big game.’



All models feature Hawke’s H5 optics, which boasts a stunning ultra-wide field of view and generous 102mm eye relief.

Featuring fibre optic illumination, the Endurance 30 FD provides an unparalleled daylight-bright central aim point. Its 6x ratio optical design offers a wide magnification range, making it perfect for everything from close-range shots to long-distance precision.

The Endurance 30 FD is your ultimate companion in the field, combining cutting-edge technology, rugged durability, and unmatched optical clarity.

With the added confidence of our Hawke Warranty, you’re always covered whether you’re tracking game, hitting the range, or exploring the great outdoors.

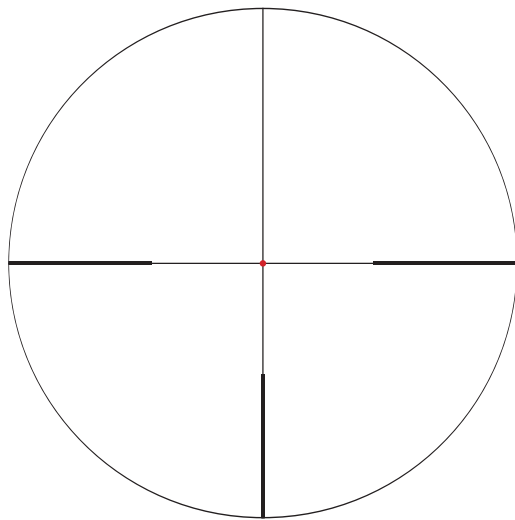
‘Mountain Hunter’ 3-18x44 SF Model

The Endurance 30 FD ‘Mountain Hunter’ 3-18x44 SF model is specifically crafted to be as lightweight as possible. Perfect for rugged hunting conditions, no matter the terrain or weather.

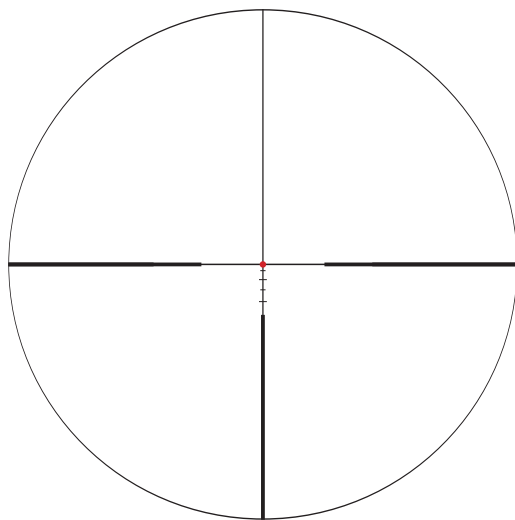
THE RANGE ENDURANCE 30 FD

Available in a selection of six different models, the Endurance 30 FD series was crafted to suit every hunting requirement.

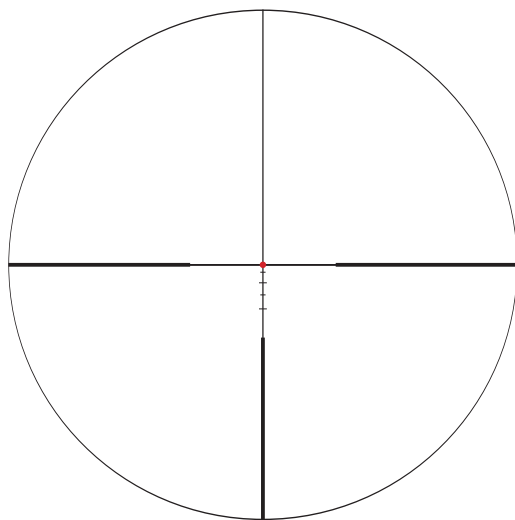
1-6x24 | L4A FD
Capped, Low-Profile, Resettable Turrets
16 401



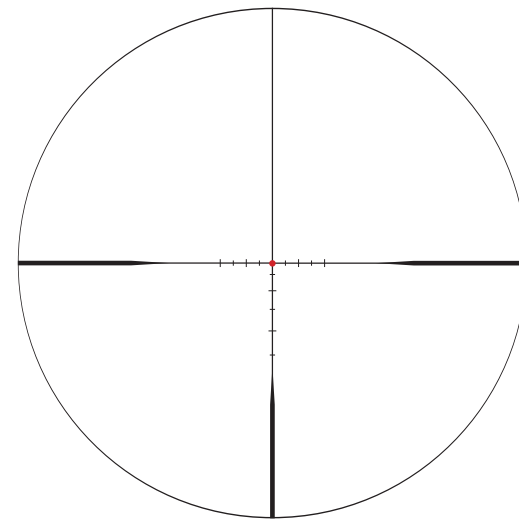
1.7-10x44 | LR2 FD (10x)
Capped, Low-Profile, Resettable Turrets
16 412



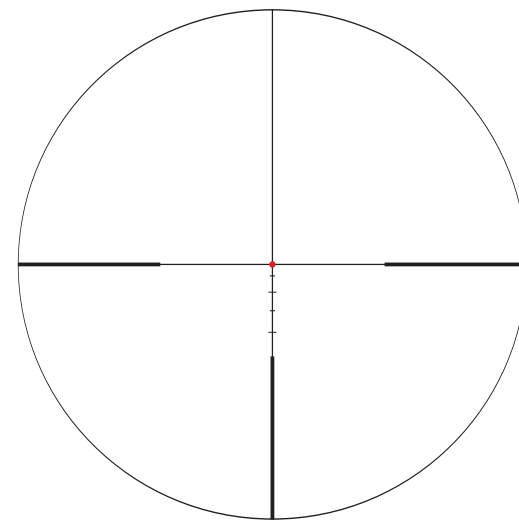
2-12x50 | LR2 FD (12x)
Capped, Low-Profile, Resettable Turrets
16 415



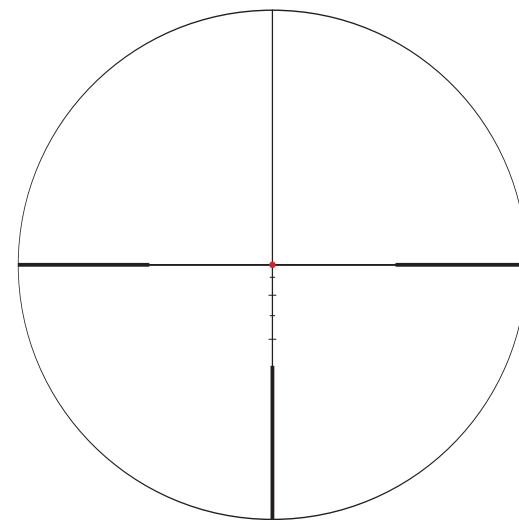
'Mountain Hunter' 3-18x44 SF | LRX - Hunter FD (18x)
Exposed, Locking, Resettable Turrets
16 433



3-18x50 SF | LR2 FD (18x)
Zero Lock 'n' Stop, Exposed, Locking, Resettable Turrets
16 435



4.5-27x56 SF | LR2 FD (20x)
Zero Lock 'n' Stop, Exposed, Locking, Resettable Turrets
16 440



RETICLES ENDURANCE 30 FD

Featuring fibre-optic illuminated reticles, these riflescopes provide a daylight-bright central aiming point. The streamlined and uncluttered reticle designs ensure a clear field of view, allowing you to focus on your target without distractions.

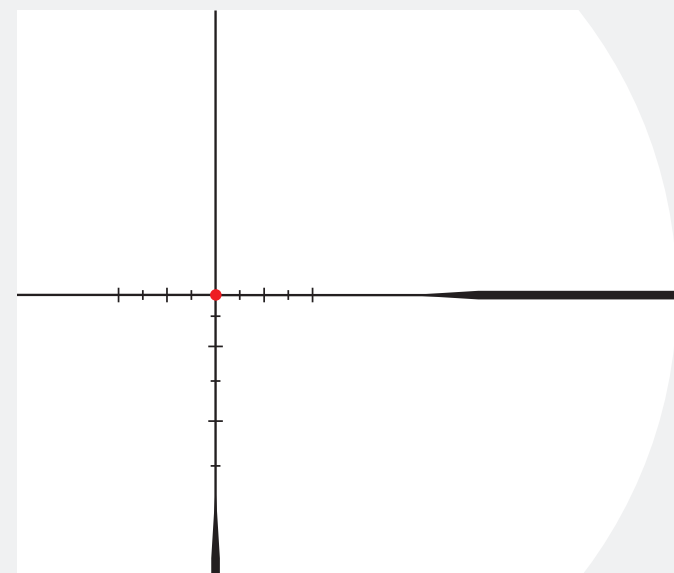


L4A FD

A variant of the classic L4 reticle, the L4A FD gives an even wider viewfinder with finer posts, ensuring the ultimate clean and uninterrupted view of your target.

LR2 FD (10x, 12x, 18x, 20x)

The LR2 FD reticles include extra holdover aim points on the fine lower post to give graduation and accuracy when shooting at longer distances. The LR2 FD is the second generation of LR Dot style reticles from Hawke, designed with updated BDC (bullet drop compensating) aim points to complement modern centerfire cartridges and velocities.



LRX Hunter FD (18x)

Similar to the ever-popular LR Dot reticle from Hawke, the LRX-Hunter reticle offers a clean hunting reticle with extra aim points for holdover that are based around the ballistic spacing of popular centerfire cartridges. The LRX-Hunter also has additional windage holds spaced 2 MOA apart to assist when conditions get tough.

SPECIAL FEATURES ENDURANCE 30 FD



PUSH-BUTTON ILLUMINATION

The advanced, compact-sized Push-Button Illumination provides responsive adjustment of the fibre optic reticle, with 11 brightness settings and memory function to power on in the previously selected setting. Built-in A.I.M. (Auto Illumination Mode) conserves battery by entering standby after 5 minutes of inactivity and reactivates with motion.

REMOVABLE ZOOM LEVER

The removable zoom lever is a thoughtfully designed feature that enhances usability by providing a more accessible and ergonomic way to adjust the zoom on your optic. This lever can be easily installed or removed based on user preference, and is particularly useful when wearing gloves.



EXPOSED ZERO-STOP TURRETS

Exposed Lock 'n' Stop Zero Stop elevation turrets combine precision and reliability while the locking mechanism prevents accidental adjustments. The zero stop ensures a quick return to your set zero. The low-profile, exposed, locking windage turrets are smaller by design and still give easy access.

CAPPED TURRETS

Traditional capped style turrets are low-profile and sleek. The caps are easily removed to reveal the turrets with tactile and audible clicks. Turrets can be easily reset to '0' by unscrewing the coin-slot steel screw fastener.



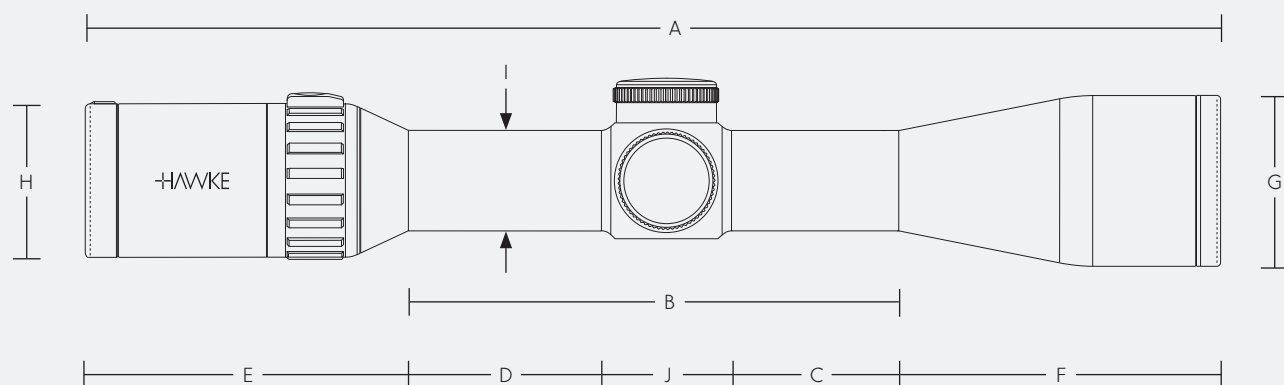
EXPOSED, LOCKING ELEVATION AND CAPPED WINDAGE TURRETS

Available on the 'Mountain Hunter' model, these low-profile turrets shave off every bit of weight to keep the scope as light as possible. The elevation is exposed, locking for easy access and the windage turret is capped.

SPECIFICATIONS ENDURANCE 30 FD

TECHNICAL

Code	Model	Reticle	Eye Relief	Field of View	Parallax	Parallax Focus	Exit Pupil	Click Value	Turret Type (Elevation)	Turret Type (Windage)	Turret Clicks
			mm	m@100m		m	mm				max.
16 401	1-6x24	L4A FD	102	38.8-6.5	Fixed	91	24-4	½ MOA	Capped Low-Profile Resettable	Capped Low-Profile Resettable	280 MOA
16 412	1.7-10x44	LR2 FD (10x)	102	22.8-3.8	Fixed	91	25.9-4.4	¼ MOA	Capped Low-Profile Resettable	Capped Low-Profile Resettable	180 MOA
16 415	2-12x50	LR2 FD (12x)	102	19.4-3.2	Fixed	91	25-4.2	¼ MOA	Capped Low-Profile Resettable	Capped Low-Profile Resettable	140 MOA
16 433	3-18x44 SF	LRX - Hunter FD (18x)	102	12.9-2.2	Side Focus	9-∞	14.7-2.4	¼ MOA	Exposed Locking Resettable	Capped Low-Profile Resettable	85 MOA
16 435	3-18x50 SF	LR2 FD (18x)	102	12.9-2.2	Side Focus	9-∞	16.7-2.8	¼ MOA	Zero Lock 'n' Stop Exposed Locking Resettable	Exposed Locking Resettable	85 MOA
16 440	4.5-27x56 SF	LR2 FD (20x)	102	8.6-1.4	Side Focus	9-∞	12.4-2.1	¼ MOA	Zero Lock 'n' Stop Exposed Locking Resettable	Exposed Locking Resettable	70 MOA



DIMENSIONS

Code	Model	Weight	A	B	C	D	E	F	G	H	I	J
		g	mm	mm	mm	mm	mm	mm	mm	mm	mm	mm
16 401	1-6x24	484	284	187	91	58	97	-	30	46	30	38
16 412	1.7-10x44	582	338	148	52	58	97	95	51	46	30	38
16 415	2-12x50	610	334	140	44	58	97	98	57	46	30	38
16 433	3-18x44 SF	586	338	146	50	58	97	96	51	46	30	38
16 435	3-18x50 SF	662	338	143	42	63	99	97	57	46	30	38
16 440	4.5-27x56 SF	690	370	151	55	58	97	122	64	46	30	38

Hawke reserves the right to make design and/or material modifications without prior notice. Hawke products are covered and/or licensed by one or more registered designs, patents or are patent pending – visit www.hawkeoptics.com/ip. Registered trademarks: Hawke, the Hawke logo, and Endurance. This publication may not be reprinted or otherwise reproduced without the expressed written consent of Hawke. All rights reserved. Errors and omissions excepted.

