

Shandong Bosheng Power Technology Co., Ltd.
Add: No.41 Xinhua Road, Hi-Tech Zone, Linyi City,
Shandong Province, China
Tel: +86 13305392018
Mail: 123bosheng@163.com
Web: www.sdbosheng.cn



B E - P O W E R F U L B E P O W E R F U L



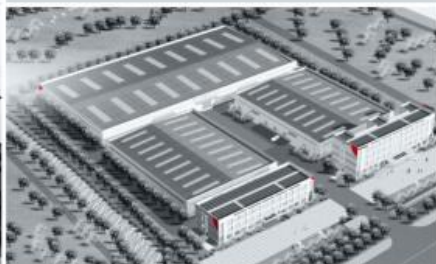
Copyright©2019 Shandong Bosheng Power Technology Co., Ltd. The information descriptions of this poster are not suitable for all situations because of different time and different objects of acceptance. The specific information should be implemented according to the contract. Planning and Design Company: Shanghai Gaozun Brand Planning Strategy Corp.



About us



The quality is the life of an enterprise. BOSKING POWER company carries out all-round and comprehensive quality management, covering the whole process of research and development, procurement, quality inspection, logistics, production and sales, the quality control is everyone's responsibility. Our company sets up a complete testing experiment center, bought AVL emission analyzer, Keda dynamometer, spectrum analyzer, material testing machine, metallographic analyzer, micro hardness tester, Rockwell hardness tester, pneumatic measuring instrument and other advanced professional testing instrument and equipment at home and abroad. In order to control the quality of the product components, our company purchased blow molding machine, injection molding machine, CNC lathe and other advanced production equipment, adhere to the principle that the key spare parts processing and manufacturing by ourself, we strictly in accordance with the ISO9000 quality management system requirements of the components and finished goods incoming checking, controlling all the production process quality to ensure our product meets customer's requirements.



2001 We started in gasoline engine and water pump production.

2002 We started in plant protection machine production.

2003 We started in gasoline engine production.

2004 We started in upgrading the plant protection machine, developing the advanced country 3WF-18-3, getting the national patent award.

2005 We started in brush-cutter production, we got the quality system certification ISO9001:2000 and also CE, EMC certification.

2006 Backpack and side-mount brush cutters got mass production, expanding the production scale, constructing the standard workshop.

2007 Our company also got the GS certification and also was praised as a new Star-Enterprise.

2008 Started in gasoline engine which can pass the European II exhaust standard.

2009 Our company is praised High-Tech Development Enterprise in the National High-Tech Development Zone, reconstructing the standardization of modern delivery room, improving the full company.

2010 Our company's 25cc, 25.4cc, 31cc, 32.6cc, 41.5cc, 42.7cc, 51.7cc gasoline engine also got the European II exhaust standard.

2011 Our company's testing lab becomes Germany TUV cooperative testing lab.

2012 Mist duster's annual production value achieved 100,000sets, listed as Shandong Province Torch Program Company.

2013 Bosheng restructured itself into joint-stock company and officially changed its name to Shandong Bosheng Power Technology Co., Ltd. Listed by Shandong Hosted Equity Trading Center, certificated as New High-Tech Enterprise.

2014 The brand of Basking Power has been registered in Europe.

2015 The 139FR product has been developed successfully and obtained the European Emissions II Certificate.

2016 The ECO power technology product has been developed successfully.

2017 The FE Series product has been developed successfully and obtained the European Emissions V Certificate.

2018 The two large displacement backpack blowers have successfully developed and on mass production. And obtained the European Emissions V Certificate.

2019 Using lithium battery to replace the traditional gasoline engine, breaking through the key common technology of intelligent new energy garden machinery, developing serial intelligent new energy garden machinery products.

MORE.....



Contents



Blowers

05-16



Brush cutters

17-36



Mini-tillers

40



Lawn mowers

41-48



Mist dusters & Sprayers

69-78



Protective equipment

79

Simplify the complex work.

Powerful helper for professional trimmers and gardening lovers.

Capable of any type of mission including trimming, mowing and even light brush cutting task.



Multifunction machine

37-38



Hand push brush cutters

39



Earth augers

49-60



Water pumps

61-68



Certificates

80



Sales network

81-82

Handheld Blowers



Gasoline tank

Supplies fuel that can last more than 30 minutes at full rotate speed.

Effort-saving starter

Newly designed starting system reduces the effort and brings comfortable operation.

Texture handle

Frosted surface increases the friction and thus provides a steady hold.

Cruise-Control-Switch

Controlling the blower air volume, it can achieve constant speed operation, it's more comfortable to use.

Discover the joy of manipulating the wind.

Enjoy watching leaves flying with the wind, but worry about the courtyard being messed up? Try the latest handheld blower EB260E. Portable, reliable and multi-functional.

For leaf clean-up and collecting, sucking in and chopping, but without all the bluster.

EB260E is designed to reduce noise to a minimum - while retaining maximum performance. The same is true for our vacuum shredder and backpack blowers.

Anti-vibration system

This structure reduces vibration for easy and comfortable operation.



Modern tool design

The shell with rounded corners is less susceptible to dirt and is easy to clean.

Muffler

Two versions of mufflers available: with and without catalyst, which meets different emission standard and requirements in different countries or regions.

Replaceable blower tube

The tiny exit of this small nozzle ensures extremely high air speed. Perfect for moving hard-to-shift dirt. For EB260E and EBV260E.

Mini flat nozzle

Blower tubes can be disassembled and replaced according to use purpose. Also convenient for shipment.

EB260E Flexible functions

Lightweight machine body, portable to carry, strong wind, durable operation.

There are three kinds of air outlet blow pipe, it can be randomly matched according to actual needs, with ergonomic shock absorb design, comfortable grip, making work more comfortable.

More importantly, the EB260E blower can be switched into a EBV260E blower which has suction function by installing the suction pipe accessories, it is easy to operate and safe to use.

Entirely new design EB260E

The EB260E new appearance is designed by Italian designers, compared with the old version EB260A, it is not only changed the appearance, but also changed the power into 1E34FF gasoline which adopted the stratified scavenging technique, Passed EURO V Emission Standard, it is the perfect interpretation of low fuel consumption, low emissions and high power. In order to make the user experience better, reduce the vibration and noise, the relevant spare parts has been optimized and upgraded, making work another kind of fun.



A

B

A.Shock absorption handle

The grip handle is wrapped which rubber coating, which makes it comfortable to hold and reduce fatigue caused by long time operation. The internal shock absorption design is optimized, the shock absorption effect is remarkable.

B.Stratified scavenging technique

1E34FF gasoline engine which adopted the stratified scavenging technique, it is the perfect interpretation of low fuel consumption, low emissions and high power.

EB 260E

Engine: 1E34FF

Displacement: 25.4ml

Power: 0.8kW / 7500rpm

Net weight: 4.5kg

Handy blower with considerable power. Rapidly cleans leaves and grass cuttings from any surface. With round nozzle, curved flat nozzle and mini flat nozzle available.



EBV 260E

Engine: 1E34FF

Displacement: 25.4ml

Power: 0.8kW / 7500rpm

Net weight: 5.8kg

With the vacuum adaptor kit is high-suction vacuum shredder.

Efficiently collects leaves and grass cuttings with strong vacuum power. Two functions in one: it is ideal for cleaning floors, yards and paths.



Round nozzle

The design of the round outlet makes the air blow more extensive, especially suitable for the large area of leaves, dust, it can work quickly and efficiently. For EB260E and EBV260E.

Mini flat nozzle

The tiny exit of this small nozzle ensures extremely high air speed. Perfect for moving hard-to-shift dirt. For EB260E and EBV260E.

Vacuum adaptor kit

Converts EB260E into a vacuum shredder, EBV260E. Makes it convenient to suck up leaves and other light, loose debris from corners, gutters and flower-beds etc. Specially designed dirt bag prevents you from being smeared.



**EBV 260A**
Engine: 1E34F
Displacement: 25.4ml
Power: 0.75kW / 7500rpm
Net weight: 5.8kg
*With the vacuum adaptor kit is high suction vacuum shredder.
Efficiently collects leaves and grass cuttings with strong vacuum power. Two functions in one! It is ideal for cleaning floors, yards and paths.*



Vacuum adaptor kit
Converts EB260A into a vacuum shredder, EBV260A. Makes it convenient to suck up leaves and other light, loose debris from corners, gutters and flower-beds etc. Specially designed dirt bag prevents you from being smeared.



**EB 260A**
Engine: 1E34F
Displacement: 25.4ml
Power: 0.75kW / 7500rpm
Net weight: 4.5kg
Handy blower with considerable power. Rapidly clears leaves and grass cuttings from any surface. With round nozzle, curved flat nozzle and mini flat nozzle available.



Round nozzle
The design of the round outlet makes the air blow more extensive, especially suitable for the large area of leaves, dust, it can work quickly and efficiently. For EB260A and EBV260A.

Mini flat nozzle
The tiny exit of this small nozzle ensures extremely high air speed. Perfect for moving hard-to-shift dirt. For EB260A and EBV260A.

B.Advanced engine cylinder
Newly designed engine with catalyst muffler obtains Euro II certification.

A.Throttle locking button
The throttle can be locked in the full power position by one quick press with the thumb.



A B
C D

D.Power off protection device
Under the condition of the blower, if the fan cover is opened during the operation, the machine will stop automatically, so that the user can use it more safely and securely.

C.Robust rotary blade
The rotary blade is made from high-quality steel and reliably shreds cuttings. When at blower mode, the impeller can create strong air stream.

Backpack Blowers



Effort-saving starter

Newly designed starting system saves the effort and brings comfortable operation.

Low emission gasoline engine.



The new design of the air filtration system

Adopts high-grade high-quality paper filter elements, which has better filtering effect, effectively purifies air and prolongs the service life of the machine.



Energy saving

Environmental protection, effectively reducing emissions. Reducing fuel oil by 20% to 30% and making a new interpretation of two-stroke gasoline engine. Passed EURO V Emission Standard.

Ergonomic braces

Wide and soft straps with adjustable length. Distributes the weight of backpack blowers over user's back and shoulder. Specially designed cushion and vibratory-absorption system brings comfortable operation.

Anti-vibration system

Spring structure reduces vibration for easy and comfortable operation.

Multi-direction tube unit

Flexible tube unit enlarges the operation angle scope and improves work efficiency.

Strong power, bringing the surging wind.

With air speed of up to 47m/s, or approximate. 170 km/h, BOSKING POWER backpack blowers clear away that autumn carpet of wet leaves in the courtyard, around the garden or on the path. Perfect choice for professional use.



Angle-adjustable control handle



Control handle adjustable within a scope of 90 degrees. Comfortable for different work while reducing fatigue to its least.




Control handle can also be adjusted forward and backward. Suitable for users of different body sizes. Ensures flexible use.

Adjustable handle position

Handle position can be adjusted forward and backward. Suitable for users of different body sizes. Ensures flexible use.

Extension tube

Lengthens the blower tube according to work at hand. 2' in total. For EB430, EB520 and EB415.



EB 430

Engine: 1E40F-5A
Displacement: 42.7ml
Power: 1.25kW / 6800rpm
Net weight: 7.8kg

High-performance backpack blower. Powerful air stream enables it to clean large areas such as public roads, halls and messed up stadiums.

With length-adjustable blower tube and rotatable control handle.

EB520: With 1E44F-2A Engine, 1.4 kW / 6500 rpm, stable output, with more blowing power than EB430.



EB 430E

Engine: 1E40FE
Displacement: 42.7ml
Power: 1.2kW / 7000rpm
Net weight: 8.0kg

High-performance backpack blower. Powerful air stream enables it to clean large areas such as public roads, halls and messed up stadiums.

With length-adjustable blower tube and rotatable control handle.

EB520E: With 1E44FE Engine, 1.4 kW / 7000 rpm, stable output, with more blowing power than EB430E.



EB 415

Engine: 1E40F-3Z
Displacement: 41.5ml
Power: 2.13kW / 7500rpm
Net weight: 7.3 kg



EB 750EA

Engine: 1E48FF
Displacement: 65.6ml
Power: 2.4kW / 7500rpm
Net weight: 11.2kg



EB 850EA

Engine: 1E51FF
Displacement: 75.6ml
Power: 2.7kW / 7000rpm
Net weight: 13.7kg



Backpack blowers

	EB 430	EB 430E	EB 415	EB 520	EB 520E	EB 750EA	EB 850EA
Engine	1E40F-5A	1E40FE	1E40F-3Z	1E44F-3A	1E44FE	1E48FF	1E51FF
Engine type	2-stroke, air cooled	2-stroke, air cooled	2-stroke, air cooled	2-stroke, air cooled	2-stroke, air cooled	2-stroke, air cooled	2-stroke, air cooled
Displacement (ml)	42.7	42.7	41.5	51.7	51.7	65.6	75.6
Power * (kW/rpm)	1.25 / 6800	1.2 / 7000	2.13 / 7500	1.4 / 6500	1.4 / 7000	2.4 / 7500	2.7 / 7000
Idle speed (rpm ±200)	2800	2800	2800	2800	2800	2800	2800
Noise (dBA)	<108	<113	<114	<113	<113	<114	<113
Spark plug	AT4117 (CJ8)	L773RCJ8V	Torch (4106L)	AT4117 (CJ8)	L773RCJ8V	CMR7H	CMR7H
Fuel mix ratio	25:1-50:1	30:1	25:1-50:1	25:1-50:1	30:1	30:1	30:1
Fuel tank capacity (L)	1	1	1.8	1	1	2.3	2.3
Air velocity (m/s)	≥60	≥60	≥80	≥65	≥65	≥65	≥92
Air volume (m³/s)	≥0.2	≥0.2	≥0.2	≥0.22	≥0.22	≥0.36	≥0.43
Net weight (kg)	7.6	8.0	7.3	7.8	8.0	11.2	11.7
Gross weight (kg)	8.9	8.9	9.0	8.9	8.9	14	14.8
Dimension-conventional (mm)	410 x 330 x 485	410 x 330 x 485	440 x 410 x 520	410 x 330 x 485	410 x 330 x 485	505 x 390 x 570	500 x 390 x 570
Dimension-EU standard (mm)	-	-	-	-	-	-	-
Round nozzle	✓	✓	✓	✓	✓	✓	✓
Mini flat nozzle	×	×	×	×	×	×	×
Curved flat nozzle	×	×	×	×	×	×	×
Vacuum adaptor kit	×	×	×	×	×	×	×
Length adjustable tube	✓	✓	✓	✓	✓	✓	✓
One-hand operation	✓	✓	✓	✓	✓	✓	✓

✓ Standard × unavailable ○ updatable * at full rotation speed

Ergonomic braces

Wide and soft straps with adjustable length. Distributes the weight of backpack blowers over user's back and shoulder. Specially designed cushion and vibratory-absorption system brings comfortable operation.



Extension tube

Length: 330 mm.
2 in total. Lengthens the blower tube according to work at hand. For EB430, EB520, EB430E, EB520E and EB415.



Handheld blowers

EB 260A	EB 260E	EBV 260A	EBV 260E
1E34F	1E34FF	1E34F	1E34FF
2-stroke, air cooled	2-stroke, air cooled	2-stroke, air cooled	2-stroke, air cooled
25.4	25.4	25.4	25.4
0.75 / 7500	0.6 / 7500	0.75 / 7500	0.8 / 7500
2800	2800	2800	2800
<108	<110	<108	<110
L6 (RCJ8V)	L773RCJ8V	L6 (RCJ8V)	L773RCJ8V
25:1-50:1	30:1	25:1-50:1	30:1
0.45	0.45	0.45	0.45
≥70	≥70	≥70	≥70
≥0.2	≥0.2	≥0.2	≥0.2
4.5	4.5	5.8	5.8
5.3	5.3	7.1	7.1
460 x 290 x 390	460 x 290 x 390	580 x 290 x 390	580 x 290 x 390
675 x 280 x 360	675 x 280 x 360	675 x 290 x 390	675 x 290 x 390
✓	✓	✓	✓
✓	✓	✓	✓
✓	✓	✓	✓
○	○	○	○
×	×	×	×
✓	✓	✓	✓



Kraft paper box packing

The MOQ is greater than or equal to 100 sets.

The color requirement is less than 4 pure colors, and only limited to the vector graphics and line drawings.



Color box packing

The MOQ is greater than or equal to 500 sets.

Using CMYK 4 colors laminating box. The two sides are symmetrical and have no special color requirements.



NEW

Brush Cutters

EB SERIES

BOSKING POWER newly developed EB series brings impressive power together with compact shape and satisfying weight. The engine, handle, shaft and cutting tool can be switched to other alternatives in your need. Combined EB series provides a reliable solution for multi-functional purpose.

Features of low emission gasoline engine:

Well-designed, making the gasoline engine operates much better than the traditional gasoline engine. Environmental protection, effectively reducing emissions. Reducing fuel oil by 20% to 30% and making a new interpretation of two-stroke gasoline engine.

Multifunction control handle

The new integrated operating handle will be more convenient to use.

New appearance

The brand new appearance designed by Italian designer is more novel and ergonomic, with higher configuration, can better satisfy the consumer's need.



New cutter protector

The cutter new protector is multi-fixed makes it more secure.

Strap hanging ring

With quick release straps which passed CE safety certification is more safer.

Effort-saving starter

Newly designed starting system reduces the effort and brings comfortable operation.

Low emission

Low emission power, passed the European V emission certification, is more stable and durable.

New carburetor

The carburetor oil pump is located on the outside of the gasoline engine, making the operation more convenient.



Engine can be changed to:



Handle can be changed to:



Shaft can be changed to:



Cutting tool can be changed to:



CG 330 EA

Engine: 1E36FE

Displacement: 32.6ml

Power: 0.9kW / 7000rpm

Net weight: 8.0kg

CG 330 EB: with bicycle handle

CG 330 EBF: with quick-release coupling

CG 330 EAF: with quick-release coupling & loop handle



CG 430 EB

Engine: 1E40FE

Displacement: 42.7ml

Power: 1.2kW / 7000rpm

Net weight: 9.1kg

CG 430 EBF: with quick-release coupling

CG 430 EA: with loop handle

CG 430 EAF: with quick-release coupling & loop handle



CG 520 EBF

Engine: 1E44FE

Displacement: 51.7ml

Power: 1.4kW / 7000rpm

Net weight: 9.3kg

CG 520 EB: with ordinary straight cutting rod

CG 520 EA: with loop handle

CG 520 EAF: with quick-release coupling & loop handle



CG 630 EB

Engine: 1E48FE

Displacement: 63.3ml


Power: 2.0kW / 7000rpm

Net weight: 9.3kg

CG 630 EBF: with quick-release coupling

CG 630 EA: with loop handle

CG 630 EAF: with quick-release coupling & loop handle



* All the EV series brush cutter aluminum pipe is Φ 28mm.



CG 520 EV

Engine: 1E44FE
Displacement: 51.7ml
Power: 1.4kW / 7000rpm
Net weight: 9.5kg



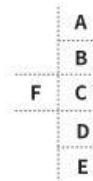
CG 430 EV

Engine: 1E40FE
Displacement: 42.7ml
Power: 1.2kW / 7000rpm
Net weight: 9.3kg



CG 435 EV

Engine: 139FR
Displacement: 33.5ml
Power: 0.7kW / 6500rpm
Net weight: 9.1kg



A.Low emission power

Low emission power, passed the European V emission certification, is more stable and durable.

B.Shock absorption A

Setting the spring to reduce the vibration between the handle and the shaft.

C.Shock absorption B

Double shock absorption/reducing operator fatigue and operation will be comfortable.

D.Adjustable rotary handle

The bicycle handle can be easily adjusted without any tools. Easy for transportation and storage.



E.The new filtration system

Adopts high-grade high-quality paper filter elements, which has better filtering effect, effectively purifies air and prolongs the service life of the machine.

F.Professional and reliable

Well-designed, making the gasoline engine operates much better than the traditional gasoline engine.

BG 430 EA

Engine: 1E40FE
Displacement: 42.7ml
Power: 1.2kW / 7000rpm
Net weight: 10.4kg



BG 520 EA

Engine: 1E44FE
Displacement: 51.7ml
Power: 1.4kW / 7000rpm
Net weight: 10.6kg



CG 431 B

Engine: 139F
Displacement: 31ml
Power: 0.7kW / 6500rpm
Net weight: 7.7kg
CG 431 BF: with quick-release coupling
CG 431 A: with loop handle
CG 431 AF: with quick-release coupling & loop handle



CG 435

Engine: 139FR
Displacement: 33.5ml
Power: 0.7kW / 6500rpm
Net weight: 7.6kg
CG 435 BF: with quick-release coupling
CG 435 A: with loop handle
CG 435 AF: with quick-release coupling & loop handle



CG 438 B

Engine: 140FA
Displacement: 37.7ml
Power: 1.0kW / 6500rpm
Net weight: 7.8kg
CG 438 BF: with quick-release coupling
CG 438 A: with loop handle
CG 438 AF: with quick-release coupling & loop handle



BG 435

Engine: 139FR
Displacement: 33.5ml
Power: 0.7kW / 6500rpm
Net weight: 10kg



BG 438

Engine: 140FA
Displacement: 37.7ml
Power: 1.0kW / 6500rpm
Net weight: 11kg



BN SERIES RELIABLE.

If you enjoy sitting on your lawn and having a barbecue with your family, you'll cherish the tidiness of the vegetation.

With newly designed look and adjustable handle, BN is one of the perfect tools that we provide for you when it comes to overgrown grassy areas.

Versatile, easy to start and convenient to use, it delivers lines when thinning and mowing and put order back in overgrown areas.

No matter where you're working or what job awaits you - you'll find the right tool in the BOSKING POWER brush cutter series.

BN brush cutter series, inheriting all the excellent qualities from earlier models, supported by BOSKING POWER reliable engines, now be equipped with more attractive features. Aesthetically designed look, 90°-adjustable ergonomic bicycle handle, versatile cutting tools and shafts - all make them the very products that we are proud of.



Effort-saving starter

Newly designed starting system reduces the effort and brings comfortable operation.

Adjustable bicycle handle



Latest BN brush cutters are all equipped with bicycle handles now, adding more options to BOSKING POWER product line. This contributes to operational comfort, work efficiency, it's convenience for packaging, carry and shipment.

CG 260 AN

Engine: 1E34F-7A
Displacement: 25.4ml
Power: 0.75kW / 7500rpm
Net weight: 5.8kg
CG 260 BN: with Bicycle handle
CG 260 BNF: with quick-release coupling
CG 260 ANF: with quick-release coupling & loop handle



CG 330 ANF

Engine: 1E36F-7A
Displacement: 32.6ml
Power: 0.9kW / 6500rpm
Net weight: 7.4kg
CG 330 AN: with loop handle
CG 330 BN: with Bicycle handle
CG 330 BNF: with quick-release coupling & Bicycle handle



CG 430 BN

Engine: 1E40F-7A
Displacement: 42.7ml
Power: 1.25kW / 6500rpm
Net weight: 7.9kg
CG 430 BNF: with quick-release coupling
CG 430 AN: with loop handle
CG 430 ANF: with quick-release coupling & loop handle



CG 520 BNF

Engine: 1E44F-7A
Displacement: 51.7ml
Power: 1.4kW / 6500rpm
Net weight: 7.9kg
CG 520 BN: no quick-release coupling
CG 520 AN: with loop handle
CG 520 ANF: with quick-release coupling & loop handle



BG 430 AN

Engine: 1E40F-7A
Displacement: 42.7ml
Power: 1.25kW / 6500rpm
Net weight: 11kg



BG 520 AN

Engine: 1E44F-7A
Displacement: 51.7ml
Power: 1.4kW / 6500rpm
Net weight: 11.2kg



Grass harvestor

Suitable for all kinds of 2-stroke, 4-stroke side-mounted & backpack brush cutter, suitable for cutting high soft grass, it can control the direction of the fall, the grass won't be stuck but cutting in order, is convenient for the following collection. It is suitable for reclaim land, cultivation of alfalfa, beans, rye grass etc. Please match the round carbon steel blade or round alloy steel blade when use it.



Stalk harvestor

Suitable for all kinds of 2-stroke, 4-stroke side-mounted & backpack brush cutter, mainly for medium and soft straw & stalk, cutting clean and tidy, suitable for all kinds of big or small fields and terraces. Please match the round carbon steel blade or round alloy steel blade when use it. It needs to cooperate with the circular tooth carbon steel blade or the round tooth alloy blade when it is used.



B SERIES POWERFUL.

Unkempt embankments, overgrown ditches, steep slopes: there are some places where nature poses a challenge even for professionals. For these works, we offer the B SERIES brush cutters. The flexible coupling between the engine and the shaft gives you more freedom of movement and saves your effort.

Lends a hand for you to clean your backyard and dooryard. We hope other of our light brush cutters also contribute to saving your valuable storage space and time, like B SERIES - your best choice for home application.

CG 330 A

Engine: 1E36F-2A

Displacement: 32.6ml

Power: 0.9kW / 6500rpm

Net weight: 7.0kg

CG 330 B: with Bicycle handle

CG 330 BF: with quick-release coupling

CG 330 AF: with quick-release coupling & loop handle



CG 430 B

Engine: 1E40F-5A

Displacement: 42.7ml

Power: 1.25kW / 6500rpm

Net weight: 7.8kg

CG 430 BF: with quick-release coupling

CG 430 A: with loop handle

CG 430 AF: with quick-release coupling & loop handle



CG 260 B

Engine: 1E34F

Displacement: 25.4ml

Power: 0.75kW / 7500rpm

Net weight: 5.8kg

CG 260 BF: with quick-release coupling

CG 260 A: with loop handle

CG 260 AF: With quick-release coupling & loop handle



CG 520 BF

Engine: 1E44F-2A

Displacement: 51.7ml

Power: 1.4kW / 6500rpm

Net weight: 7.8kg

CG 520 B: with quick-release coupling

CG 520 A: with loop handle

CG 520 AF: with quick-release coupling & loop handle



CG 260 E

Engine: 1E34F

Displacement: 25.4ml

Power: 0.75kW / 7500rpm

Net weight: 5kg

CG 260 EF: with quick-release coupling



RBC 411

Engine: 1E40F-6A
Displacement: 40.2ml
Power: 1.45kW / 7000rpm
Net weight: 7.2kg

Comfortable and light brush cutter with multi-hole, metal buckle. An ergonomic highlight: the lower part of this machine is rotatable on the axis of shaft without tools. Perfect for jobs on uneven terrain.

CG 411

Engine: 1E40F-6
Displacement: 40.2ml
Power: 1.45kW / 7000rpm
Net weight: 7.2kg

Comfortable and light brush cutter with multi-hole, metal buckle. An ergonomic highlight: the lower part of this machine is rotatable on the axis of shaft without tools. Perfect for jobs on uneven terrain.

BG 368

Engine: 1E38F
Displacement: 34ml
Power: 1.0kW / 6000rpm
Net weight: 10kg



BG 328

Engine: 1E36F
Displacement: 30.5ml
Power: 0.81kW / 6000rpm
Net weight: 10kg

BG 328 T

Engine: 1E36F
Displacement: 30.5ml
Power: 0.81kW / 6000rpm
Net weight: 10kg

BG 328 S

Engine: 1E36F
Displacement: 30.5ml
Power: 0.81kW / 6000rpm
Net weight: 10kg

BG 328 A

Engine: 1E36F
Displacement: 30.5ml
Power: 0.81kW / 6000rpm
Net weight: 10.5kg

BG 330

Engine: 1E36F-2
Displacement: 32.6ml
Power: 0.9kW / 6500rpm
Net weight: 9.8kg

BG 430 : with more powerful 1.25kw engine
BG 520 : with more powerful 1.4kw engine



TB 33

Engine: 1E36F-2D
Displacement: 32.6ml
Power: 0.9kW / 6500rpm
Net weight: 9.8kg

TB 43 : with more powerful 1.25kw engine
TB 52 : with more powerful 1.4kw engine



BG 33 H

Engine: 1E36F-2A
Displacement: 32.6ml
Power: 0.9kW / 6500rpm
Net weight: 9.5kg

BG 43 H : with more powerful 1.25kw engine
BG 52 H : with more powerful 1.4kw engine





A. Mowing head

Wide variety of mowing heads be available.
Double line for mowing and thinning grass.

B. Cutting blade

Different cutting blades and saws meet different professional requirements.

C. Bicycle handle

Ergonomically curved handles that allow you to mow smoothly and comfortably.



D. Shield

Protects against flying cuttings and stones.

E. Loop handle

Especially practical for trimming and thinning work in hard-to-reach areas.



F. Harness

G. Briquetting

H. Connector

I. Gear box

J. Coupling

K. Control box handle

Combines quick control with comfortable hold.

Backpack Brush Cutters

	BG 328	BG 328 A	BG 328 T	BG 328 S	BG 368	BG 330	BG 430	BG 520
Engine	1E36F	1E36F	1E36F	1E36F	1E36F	1E36F-2	1E40F-5	1E44F-2
Engine type	2-stroke	2-stroke	2-stroke	2-stroke	2-stroke	2-stroke	2-stroke	2-stroke
Displacement (ml)	30.5	30.5	30.5	30.5	34	32.5	42.7	51.7
Power* (kW/rpm)	0.81/6000	0.81/6000	0.81/6000	0.81/6000	1.0/6000	0.9/6000	1.25/6000	1.4/6000
Net weight** (kg)	10	10.5	10	10	10	9.8	10.6	11
Standard cutting tool ***	mowing head	mowing head	mowing head	mowing head	mowing head	mowing head	mowing head	mowing head
Cutting width - Nylon (mm)	-	-	-	-	415	415	415	415
Cutting width - Blade (mm)	bidentate 305	bidentate 305	bidentate 305	bidentate 305	tridentate 255	tridentate 255	tridentate 255	tridentate 255
Cylinder shield	classic	classic	classic	classic	classic	classic	classic	classic
Handle ****	-	-	-	-	-	-	-	-
Shaft *****	-	-	-	-	-	-	-	-
Engine package dimension (mm)	290x280x410	320x310x430	290x280x410	360x340x470	290x280x410	330x320x460	330x320x460	330x320x460
Shaft package dimension (mm)	1400x900x75	1400x900x75	1400x900x75	1400x900x75	1400x900x75	1400x1000x90	1400x1000x90	1400x1000x90
Overall package dimension (mm)	-	-	-	-	-	-	-	-

Side-mounted Brush cutters

* at full rotate speed ** excluding fuel, including cutting tool *** various cutting tools available
**** various handles available ***** most models are compatible with other handles - not available

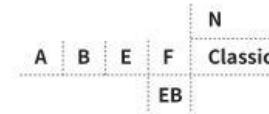
TB 33	TB 43	TB 52	BG 33 H	BG 43 H	BG 52 H
1E36F-2D	1E40F-5D	1E44F-2D	1E36F-2A	1E40F-5A	1E44F-2A
2-stroke	2-stroke	2-stroke	2-stroke	2-stroke	2-stroke
32.5	42.7	51.7	32.5	42.7	51.7
0.9/6000	1.25/6000	1.4/6000	0.9/6000	1.25/6000	1.4/6000
9.8	10.6	11.5	9.5	9.8	11.5
brush knife	brush knife	brush knife	brush knife	brush knife	mowing head
415	415	415	415	415	415
tridentate 255	tridentate 255	tridentate 255	tridentate 255	tridentate 255	tridentate 255
classic	classic	classic	classic	classic	classic
-	-	-	-	-	-
-	-	-	-	-	-
350x310x460	350x310x460	350x310x460	330x320x460	330x320x460	330x320x460
1600x1100x100	1600x1100x100	1600x1100x100	1400x1000x90	1400x1000x90	1400x1000x90
-	-	-	-	-	-

RBC 411	CG 411
1E40F-5A	1E40F-5
2-stroke	2-stroke
40.2	40.2
1.45/7000	1.45/7000
7.2	7.2
brush knife	brush knife
-	-
305	305
classic	classic
bicycle handle	bicycle handle
straight	straight
300x300x240	300x300x240
1510x1100x100	1510x1100x100
-	-



Low Emission Brush Cutters

	CG 330 EA	CG 330 EB	CG 430 EB	CG 430 EV	CG 520 EB	CG 520 EV	CG 630 EB
Engine	1E38FE	1E38FE	1E40FE	1E40FE	1E44FE	1E44FE	1E48FE
Engine type	2-stroke	2-stroke	2-stroke	2-stroke	2-stroke	2-stroke	2-stroke
Displacement (ml)	32.6	32.6	42.7	42.7	51.7	51.7	63.3
Power * (kW/rpm)	0.9 / 7000	0.9 / 7000	1.2 / 7000	1.2 / 7000	1.4 / 7000	1.4 / 7000	2.0 / 7000
Net weight ** (kg)	8.0	8.2	9.1	9.3	9.3	9.5	9.1
Standard cutting tool ***	brush knife	brush knife	brush knife	brush knife	brush knife	brush knife	brush knife
Cutting width - Nylon (mm)	415	415	415	415	415	415	415
Cutting width - Blade (mm)	255	255	255	255	255	255	255
Cylinder shield	EB-style	EB-style	EB-style	EB-style	EB-style	EB-style	EB-style
Handle ****	loop handle	bicycle handle	bicycle handle	bicycle handle	bicycle handle	bicycle handle	bicycle handle
Shaft *****	straight	straight	straight	straight	straight	straight	straight
Usage mode	Side-mounted	Side-mounted	Side-mounted	Side-mounted	Side-mounted	Side-mounted	Side-mounted
Engine package dimension (mm)	300 x 300 x 300	300 x 300 x 300	300 x 300 x 350	300 x 300 x 300	300 x 300 x 300	300 x 300 x 300	300 x 290 x 295
Shaft package dimension (mm)	1040 x 130 x 130	1040 x 130 x 130	1040 x 130 x 130	1040 x 175 x 130	1040 x 130 x 130	1040 x 130 x 130	1040 x 110 x 100
Overall package dimension (mm)	1820 x 300 x 230+105/2		1820 x 300 x 300+125/2				300 x 300 x 280+135/2



Model naming illustration

- A. Loop handle
- B. Bicycle handle
- E. Curved shaft
- F. Quick-releasing coupling
- EB. Low Emission
- N. Rigid style
- Classic. Classic style



* at full rotate speed ** excluding fuel, including cutting tool *** various cutting tools available **** various handles available ***** most models are compatible with other handles **** not available

CG 431 B	CG 435	CG 435 EV	CG 438 B	BG 430 EA	BG 520 EA	BG 435	BG 438
139FR	139FR	139FR	140FA	1E40FE	1E44FE	139FR	140FA
4-stroke	4-stroke	4-stroke	4-stroke	2-stroke	4-stroke	4-stroke	4-stroke
31	33.5	33.5	37.7	42.7	51.7	33.5	37.7
0.7 / 6500	0.7 / 6500	0.7 / 6500	1.0 / 6500	1.2 / 7000	1.4 / 7000	0.7 / 6500	1.0 / 6500
7.7	7.6	7.6	7.8	10.8	10.6	10	11
brush knife	brush knife	brush knife	brush knife	brush knife	brush knife	brush knife	brush knife
-	-	-	415	415	415	415	415
255	255	255	255	indenture 255	indenture 255	indenture 255	indenture 255
classic	Robin	Robin	Honda	EB-style	EB-style	Robin	Honda
bicycle handle	bicycle handle	bicycle handle	bicycle handle	loop handle	loop handle	loop handle	loop handle
straight	straight	straight	straight	straight	straight	straight	straight
Side-mounted	Side-mounted	Side-mounted	Side-mounted	Backpack	Backpack	Backpack	Backpack
300 x 300 x 280	300 x 300 x 280	300 x 300 x 280	300 x 300 x 280	350 x 300 x 590	350 x 300 x 590	330 x 320 x 420	350 x 300 x 590
1040 x 110 x 100	1040 x 110 x 100	1040 x 110 x 100	1040 x 110 x 100	1000 x 110 x 100	1000 x 110 x 100	1000 x 110 x 100	1000 x 110 x 100
1820 x 300 x 280+105/2							

Classic brush cutters

	CG 260 E	CG 260 B	CG 330 B	CG 430 B	CG 520 B
Engine	1E34F	1E34F	1E36F-2A	1E40F-5A	1E44F-2A
Engine type	2-stroke	2-stroke	2-stroke	2-stroke	2-stroke
Displacement (ml)	25.4	25.4	32.6	42.7	51.7
Power * (kW/rpm)	0.75 / 7500	0.75 / 7500	0.9 / 6500	1.25 / 6500	1.4 / 6500
Net weight ** (kg)	5.1	5.6	7.8	7.8	7.8
Standard cutting tool ***	mowing head	brush knife	brush knife	brush knife	brush knife
Cutting width - Nylon (mm)	375	415	415	415	415
Cutting width - Blade (mm)	-	255	255	255	255
Cylinder shield	classic	classic	classic	classic	classic
Handle ****	loop handle	bicycle handle	bicycle handle	bicycle handle	bicycle handle
Shaft *****	curved	straight	straight	straight	straight
Usage mode	Side-mounted	Side-mounted	Side-mounted	Side-mounted	Side-mounted
Engine package dimension (mm)	-	300 x 300 x 280	300 x 300 x 280	300 x 300 x 280	300 x 300 x 280
Shaft package dimension (mm)	-	1640 x 110 x 100	1640 x 110 x 100	1640 x 110 x 100	1640 x 110 x 100
Overall package dimension (mm)	1750 x 220 x 100/2	1795 x 250 x 105/2	1800 x 280 x 105/2	1820 x 300 x 105/2	1820 x 300 x 105/2

* at full rotate speed ** excluding fuel, including cutting tool *** various cutting tools available **** various handles available
***** most models are compatible with other handles - not available

Professional brush cutters

	CG 260 AN	CG 260 BN	CG 330 BN	CG 430 BN	CG 520 BN	BG 430 AN	BG 520 AN
Engine	1E34F-7A	1E34F-7A	1E36F-7A	1E40F-7A	1E44F-7A	1E40F-7A	1E44F-7A
Engine type	2-stroke	2-stroke	2-stroke	2-stroke	2-stroke	2-stroke	2-stroke
Displacement (ml)	25.4	25.4	32.6	42.7	51.7	42.7	51.7
Power * (kW/rpm)	0.75 / 7500	0.75 / 7500	0.9 / 6500	1.25 / 6500	1.4 / 6500	1.25 / 6500	1.4 / 6500
Net weight ** (kg)	5.8	5.9	7.4	7.9	7.9	11	11.2
Standard cutting tool ***	mowing head	mowing head	brush knife	brush knife	brush knife	brush knife	brush knife
Cutting width - Nylon (mm)	415	415	415	415	415	415	415
Cutting width - Blade (mm)	255	255	255	255	255	tridentate 255	tridentate 255
Cylinder shield	N-style	N-style	N-style	N-style	N-style	N-style	N-style
Handle ****	loop handle	bicycle handle	bicycle handle	bicycle handle	bicycle handle	loop handle	loop handle
Shaft *****	straight	straight	straight	straight	straight	straight	straight
Usage mode	Side-mounted	Side-mounted	Side-mounted	Side-mounted	Side-mounted	Backpack	Backpack
Engine package dimension (mm)	300 x 300 x 280	300 x 300 x 280	300 x 300 x 280	310 x 310 x 290	310 x 310 x 290	350 x 300 x 580	350 x 300 x 580
Shaft package dimension (mm)	1640 x 110 x 100	1640 x 110 x 100	1640 x 110 x 100	1640 x 110 x 100	1640 x 110 x 100	1600 x 110 x 100	1600 x 110 x 100
Overall package dimension (mm)	1795 x 250 x 105/2	1795 x 250 x 105/2	1800 x 300 x 105/2	1820 x 300 x 105/2	1820 x 300 x 105/2	-	-



Kraft paper box overall packing

The MOQ is greater than or equal to 400 sets.
The color requirement is less than 4 pure colors, and only limited to the vector graphics and line drawings.

Kraft paper box semi-integral packing

The MOQ is greater than or equal to 400 sets.
The color requirement is less than 4 pure colors, and only limited to the vector graphics and line drawings.
* Suitable for BF series brush cutter.

Kraft paper box separate packing

The MOQ (minimum order quantity) is greater than or equal to 100 sets.
The color requirement is less than 4 pure colors, and only limited to the vector graphics and line drawings.



Color water-based print box semi-overall packing

The MOQ is greater than or equal to 1300 sets. Without laminating, water-based dot matrix printing.
* Suitable for BF series brush cutter.

Color water-based print box overall packing

The MOQ is greater than or equal to 1500 sets. Without laminating, water-based dot matrix printing.

Color box separate packing

The MOQ is greater than or equal to 500 sets, using CMYK 4 colors laminating box.
The side-mounted brush cutter shaft box is without box laminating.

Multifunction Machine



There is always one that suits you

Sawing, pruning, grubbing, soil scarifying, mowing etc. more than 10 kinds of functions all in one.
The power and accessories can match according to your need with quick disassemble. Whether you are trimming the hedges, mowing the lawn, turning on the border, or Loosing the soil & planting, watering & sweeping.

Tree trimmer

It can be used to prune various landscaping, it is suitable for all kinds of complicated shape with the 270° rotating adjustable cutting head, it's more convenient and quick.

High branch saw


It is suitable for garden pruning and tree logging & cutting.
It is easy to trim the high branches without climbing.

GJ520E

Engine: 1E44FE
Displacement: 51.7ml
Form of carburetor: Diaphragm
Tank capacity: 1.2L
Net weight: 7.8kg
Power: 1.4kW / 7000rpm
Mixed fuel ratio: 30:1
Package dimension: 1120 x 300 x 290mm



	GJ330E	GJ430E	GJ520E
Engine	1E36FE	1E40FE	1E44FE
Displacement (ml)	32.6	42.7	51.7
Power (kW/rpm)	0.9 / 7000	1.2 / 7000	1.4 / 7000
Form of carburetor	Diaphragm	Diaphragm	Diaphragm
Mixed fuel ratio	30:1	30:1	30:1
Tank capacity (L)	0.9	1.3	1.3
Net weight-Only with blade (kg)	6.0	8.8	8.9
Package dimension (mm)	1120 x 300 x 280	1120 x 300 x 290	1120 x 300 x 290



Hand Push Brush Cutter and Mini-Tiller



A B

A. Convenient, dependable

Use blades or nylon trimmer head according to different types of works for easy operation. The flexible coupling between the engine and the shaft gives you more freedom of movement and saves your effort.

B. Ergonomic push bar

It's low weight, ergonomically designed push bar makes this brush cutter easy to push. Double folding frame for easy transportation.

Hand Push Brush Cutter

T430E

Engine: 1E40FE
Displacement: 42.7ml
Cutting width - Blade: 255mm
Cutting width - Nylon: 415mm
Method of starting: Recoil starting
Weight (net / gross): 14.5kg / 16.5g
Package dimension: 635 x 440 x 320mm
Power: 1.2kW / 7000rpm
Tank capacity: 1.3L
Mixed fuel ratio: 30:1



Hand Push Brush Cutter

T430B

Engine: 1E40F-5A
Displacement: 42.7ml
Cutting width - Blade: 255mm
Cutting width - Nylon: 415mm
Method of starting: Recoil starting
Weight (net / gross): 14.5kg / 16.5g
Package dimension: 635 x 440 x 320mm
Power: 1.25kW / 6500rpm
Tank capacity: 1.2L
Mixed fuel ratio: 25:1-50:1

Mini-Tiller

WG430E

Engine: 1E40FE
Power: 1.2kW / 7000rpm
Displacement: 42.7ml
Mixed fuel ratio: 30:1
Reduction ratio: 32:1
Rotary cultivation width: 235mm
Tank capacity: 1.3L
Rotation gear diameter: 220mm
Weight (net / gross): 16kg / 17.5kg
Package dimension: 560 x 310 x 560mm



Mini-Tiller

WG430

Engine: 1E40F-5A
Power: 1.25kW / 6500rpm
Displacement: 42.7ml
Mixed fuel ratio: 25:1-50:1
Reduction ratio: 32:1
Rotary cultivation width: 235mm
Tank capacity: 0.98L
Rotation gear diameter: 220mm
Weight (net / gross): 16kg / 17.5kg
Package dimension: 560 x 310 x 560mm

Petrol Tiller

LE41141-40WN

Engine: DVO140
Displacement: 141cc OHV
Power: 2.2kW/2850rpm
Working Width: 400mm
Working Depth: 260mm
Petrol Tank: 0.8L
Oil Tank: 0.5L
Noise: 93dB
Net Weight: 29kg
Gross Weight: 33kg
Packaging Method Brown Box: 710 x 430 x 670mm



Petrol Tiller

LE41175-60W

Engine: DVO175
Displacement: 173cc OHV
Power: 4kW/3200rpm
Working Width: 600mm
Working Depth: 260mm
Petrol Tank: 0.8L
Oil Tank: 0.5L
Noise: 93dB
Net Weight: 34kg
Gross Weight: 38kg
Packaging Method: Brown Box: 710 x 430 x 670mm



Gasoline Lawn Mowers



OHV engine Large torque



7 gears to adjust the height



Self-propelled system LM-21A



Super long cutting width, more efficient



High power, High efficiency, Low fuel consumption,

It only needs about 38 minutes to cut the size of 400 m² lawn.

Soccer fields, gardens, parks, private estates, community lawns...
Applicable to a variety of workplaces.

Lawn restoration expert.

Front bumper LM-21A

It efficiently protects crash and also easily makes the machine raised up.

Integrated aluminum main cover

It shows remarkable mechanical capacity and reduces vibration and working noise. Plastics sprayed in surface.

Newly quick-adjustable handle

It is convenient for storage and shipment with newly designed quick-adjustable handle. Saving more space.



LM-19A

Engine: Honda GXV160
Power: 5.5HP
Chassis: 19" alloy
Brake lever: Optional
Cut width: 475mm (19inches)
Cut height: 20-75mm
Drive method: Push
Height adjustment: 1 level height, 7 positions
Blade: Bar blade, 2-swing blades
Wheel diameter: front & rear 7"
Net weight: 43kg
Gross weight: 45kg
Grass catcher volume: 60L bag, 54L plastic catcher
Package dimension: 760 x 560 x 450mm
Grass catcher: Nylon bag/Plastic catcher, rear collecting and mulching



LM-21A

Engine: Honda GXV160
Power: 5.5HP
Chassis: 21" alloy
Brake lever: Optional
Cut height: 20-80mm
Drive method: Self-propelled
Self-propelled: Three speed
Height adjustment: 1 level height, 7 positions
Blade: Bar blade, 2-swing blades
Wheel diameter: front & rear 7"
Net weight: 50kg
Gross weight: 53kg
Grass catcher volume: 60L bag, 70L plastic catcher
Package dimension: 950 x 580 x 460mm
Grass catcher: Nylon bag/Plastic catcher, rear collecting and mulching



High branch saw

It purely roasts by metal which guarantees durable performance and high adaptability for various and hard commercial jobs in commerce use.

LE12132-40A3

Petrol Lawnmower 16"
Engine:DVO130
Engine Power:2.5kW
Cylinder Capacity:132cc OHV
Self-Propelled
Steel Deck-Central Height Adjustment
Cutting Width: 400mm
Cutting Height: 25-75mm/8 settings
Grass Catcher Capacity: 45L
Wheels Diameter:150/178mm
Net Weight:22.5kg
Gross Weight:25.4kg
Dimension-conventional:660*520*400



LE11132-46A3

Petrol Lawnmower 18"
Engine:DVO130
Engine Power:2.4kW
Cylinder Capacity:132cc OHV
Hand-propelled
Steel Deck-Central Height Adjustment
Cutting Width: 460mm
Cutting Height: 25-75mm/8 settings
Grass Catcher Capacity: 50L
Wheels Diameter:178/203mm
Net Weight:25kg
Gross Weight:28kg
Dimension-conventional:780*530*460



LE11132-40A3

Petrol Lawnmower 16"
Engine:DVO130
Engine Power:2.5kW
Cylinder Capacity:132cc OHV
Hand-propelled
Steel Deck-Central Height Adjustment
Cutting Width:400mm
Cutting Height:25-75mm/8 settings
Grass Catcher Capacity:45L
Wheels Diameter:150/178mm
Net Weight:20kg
Gross Weight:22.5kg
Dimension-conventional:660*500*400



RPM4234P

Petrol Lawnmower 16"
Engine:DVO130
Engine Power:2.5kW
Cylinder Capacity:132cc OHV
Hand-propelled
Steel Deck-Central Height Adjustment
Cutting Width: 400mm
Cutting Height: 25-75mm/8 settings
Grass Catcher Capacity: 45L
Wheels Diameter:150/178mm
Net Weight:20kg
Gross Weight:22.5kg
Dimension-conventional:660*520*400



RPM4234

Petrol Lawnmower 16"
Engine:DVO130
Engine Power:2.5kW
Cylinder Capacity:132cc OHV
Self-Propelled
Steel Deck-Central Height Adjustment
Cutting Width: 400mm
Cutting Height: 25-75mm/8 settings
Grass Catcher Capacity: 45L
Wheels Diameter:178/203mm
Net Weight:22.5kg
Gross Weight:25.4kg
Dimension-conventional:660*520*400



LE12132-46A3

Petrol Lawnmower 18"
Engine:DVO130
Engine Power:2.4kW
Cylinder Capacity:131cc OHV
Self-propelled
Steel Deck-Central Height Adjustment
Cutting Width: 460mm
Cutting Height: 25-75mm/8 settings
Grass Catcher Capacity: 50L
Wheels Diameter:178/203mm
Net Weight:27kg
Gross Weight:30.5kg
Dimension-conventional:780*530*460





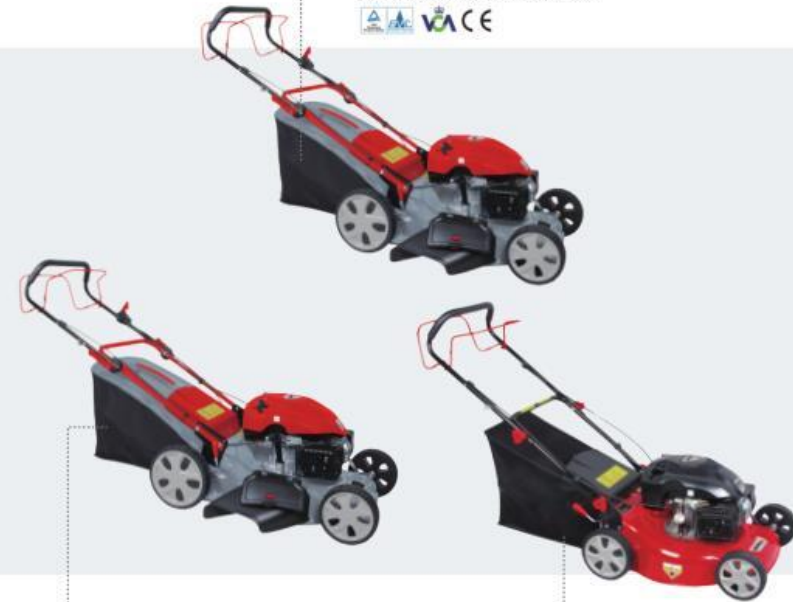
LE11142-46A3

Petrol Lawnmower 18"
Engine:DVO140
Engine Power:2.2kW
Cylinder Capacity:141cc OHV
Hand-propelled
Steel Deck-Central Height Adjustment
Cutting Width: 460mm
Cutting Height: 25-75mm/8 settings
Grass Catcher Capacity: 50L
Wheels Diameter:178/203mm
Net Weight:27kg
Gross Weight:30.5kg
Dimension-conventional:780*530*460



DU12142-46B3

Petrol Lawnmower 18"
Engine:DVO140
Engine Power:2.2kW
Cylinder Capacity:141cc OHV
Self-propelled
Steel Deck-Central Height Adjustment
Cutting Width: 460mm
Cutting Height: 25-75mm/8 settings
Grass Catcher Capacity: 60L
Wheels Diameter:203/254mm
Net Weight:32.5kg
Gross Weight:36kg
Dimension-conventional:800*555*510



LE12142-46A3

Petrol Lawnmower 18"
Engine:DVO140
Engine Power:2.2kW
Cylinder Capacity:141cc OHV
Self-propelled
Steel Deck-Central Height Adjustment
Cutting Width: 460mm
Cutting Height: 25-75mm/8 settings
Grass Catcher Capacity: 50L
Wheels Diameter:178/203mm
Net Weight:29kg
Gross Weight:32.7kg
Dimension-conventional:780*530*460



LE12142-51B3

Petrol Lawnmower 20"
Engine:DVO140
Engine Power:2.2kW
Cylinder Capacity:141cc OHV
Self-propelled
Steel Deck-Central Height Adjustment
Cutting Width: 510mm
Cutting Height: 25-75mm/8 settings
Grass Catcher Capacity: 50L
Wheels Diameter:203/254mm
Net Weight:33kg
Gross Weight:37kg
Dimension-conventional:880*560*460



LE12142-51A3

Petrol Lawnmower 20"
Engine:DVO140
Engine Power:2.2kW
Cylinder Capacity:141cc OHV
Self-propelled
Steel Deck-Central Height Adjustment
Cutting Width: 510mm
Cutting Height: 25-75mm/8 settings
Grass Catcher Capacity: 50L
Wheels Diameter:203/254mm
Net Weight:31kg
Gross Weight:35kg
Dimension-conventional:880*560*460





Large capacity collection bag

Large capacity, longer time for one operation.

Solid non slip tire

Smooth walking, more durable.

Rear row and side row

There are two ways to discharge waste grass, which can be quickly adjusted at any time according to the demand.

DU12178-51B4PV

Petrol Lawnmower 20"
Engine:DV173
Engine Power:3kW
Cylinder Capacity:173cc OHV
Self-propelled
Steel Deck-Central Height Adjustment
Cutting Width: 508mm
Cutting Height: 25-75mm/8 settings
Grass Catcher Capacity: 60L
Wheels Diameter:203/298mm
Net Weight:38.5kg
Gross Weight:42.5kg
Dimension-conventional:880*560*510



DU12176-51B3

Petrol Lawnmower 20"
Engine:DV173
Engine Power:3.3kW
Cylinder Capacity:173cc OHV
Self-propelled
Steel Deck-Central Height Adjustment
Cutting Width: 510mm
Cutting Height: 25-75mm/8 settings
Grass Catcher Capacity: 60L
Wheels Diameter:203/254mm
Net Weight:35kg
Gross Weight:38kg
Dimension-conventional:880*560*510



DU12201-56B3

Petrol Lawnmower 22"
Engine: D5675
Engine Power:3.2kW
Cylinder Capacity:200cc OHV
Self-propelled
Steel Deck-Central Height Adjustment
Cutting Width: 560mm
Cutting Height: 30-80mm/ 8 settings
Grass Catcher Capacity: 60L
Wheel size: 203/298mm
Net Weight:38kg
Gross Weight:42kg
Dimension-conventional:920*615*510



DU12176-51B3ES

Petrol Lawnmower 20"
Engine: DV173
Engine Power:3kW
Cylinder Capacity:173cc OHV
Self-propelled
Steel Deck-Central Height Adjustment
Cutting Width: 510mm
Cutting Height: 25-75mm/ 8 settings
Grass Catcher Capacity: 60L
Wheel size: 203/254mm
Starter type:Electric start,12V lithium battery
Net Weight:39kg
Gross Weight:44kg
Dimension-conventional:920*615*510



Electric start

DU12201-56B3ES

Petrol Lawnmower 22"
Engine: D5675
Engine Power:3.2kW
Cylinder Capacity:200cc OHV
Self-propelled
Steel Deck-Central Height Adjustment
Cutting Width: 560mm
Cutting Height: 30-80mm/ 8 settings
Grass Catcher Capacity: 60L
Wheel size: 203/298mm
Starter type:Electric start,12V lithium battery
Net Weight:39kg
Gross Weight:44kg
Dimension-conventional:920*615*510



NEW

Earth Augers



New type carburetor

The carburetor oil pump is located on the outside of the gasoline engine, making the operation more convenient.

New appearance design

Well-designed, making the gasoline engine operates much better than the traditional gasoline engine.

AG 43 E

Our new low emissions earth auger series with the new generation of power, the brand new appearance is designed by Italian designer, not only has a luxuriant appearance, but also can reduce fuel consumption by 20% to 30% than the same class old gasoline engine on the basis of secure the power, effectively reducing greenhouse gas emissions and protecting the environment.

Shaft extension

Lengthens the drill to deal with particular situations.

Low Emission

Environmental protection: effectively reducing emissions.

Multifunction handle

All the engine control functions are integrated in the right handgrip. The machine is controlled by finger pressure - so your hand always remains in working position.

Reduction box

With 40:1 reduction ratio. Converts the high rotate speed to great amount of torque and facilitates the drilling movement.

Wide variety of drills

With various accessories, you will discover more about the potential of BOSKING POWER earth auger series. From ground bits to ice bits - whatever you are going to do - you will find the most suitable tool.





Well-designed, marking the gasoline engine operation much better than the traditional gasoline engine.
Environmental protection, effectively reducing emissions.
Reducing the fuel consumption by 20% to 30% and marking a new interpretation of two-stroke gasoline engine.



It feels so different.

From construction to ice sampling, from building fence to planting fruit tree, BOSKING POWER earth auger is an essential piece of kit. With stable performance and various drills and handles, these robust machines will never let you down. Whether handled by one or two people, comfortable operation and safe protection are guaranteed on the premise of satisfying efficiency.



Absorber

It can effectively buffer the force and vibration of the operator during the working process, making the operation process more comfortable and the operator will not easy to be tired.

Strong power, efficient operation

It is equipped with 200mm earth drill bit for operation only takes 10S-15S, it is convenient for disassembling and assembling of the drill bit, and it can be freely matched with many accessories and suitable for more working environment.


Our best-selling earth augers at worldwide market.



Flexible and reliable product with desirable power-to-weight ratio. Perfect for a variety of applications, e.g. in agriculture and road construction.

	AG 43 E	AG 52 E	AG 63 E	AG 43	AG 52	AG 63
Engine	1E40FE	1E44FE	1E48FE	1E40F-5A	1E44F-2A	1E48F
Displacement (ml)	42.7	51.7	63.3	42.7	51.7	63.3
Power (kW/rpm)	1.2 / 7000	1.4 / 7000	2.0 / 7000	1.25 / 6500	1.46 / 6500	2.0 / 7000
Spindle speed (rpm)	160-240	160-240	160-240	160-240	160-240	160-240
Mixed fuel ratio	30:1	30:1	30:1	25:1	25:1	25:1
Reduction ratio	40:1	40:1	40:1	40:1	40:1	40:1
Tank capacity (L)	1.3	1.3	1.45	0.96	0.96	1.45
Net weight (kg)	8.8*	9*	9.2*	8.3*	8.4*	9.2*
Engine package dimension-paper subplate (mm)	550 x 340 x 410	550 x 340 x 410	580 x 380 x 380	550 x 335 x 395	550 x 335 x 395	580 x 380 x 380
Engine package dimension-foam subplate (mm)	580 x 380 x 410	580 x 380 x 410	-	580 x 380 x 410	580 x 380 x 410	-
Overall package dimension (mm)	760 x 480 x 410	760 x 480 x 410	-	760 x 480 x 410	760 x 480 x 410	-


* with one-man handle no drill









AG 43 E   




Engine: 1E40FE
Displacement: 42.7ml
Power: 1.2kW / 7000rpm
Net weight: 8.8*kg
AG 43 EV: with adjustable V-shaped grip
AG 43 EVil: with bigger V-shaped grip
AG 43 EB: with ice bit
AG 43 ES: with two-man grip



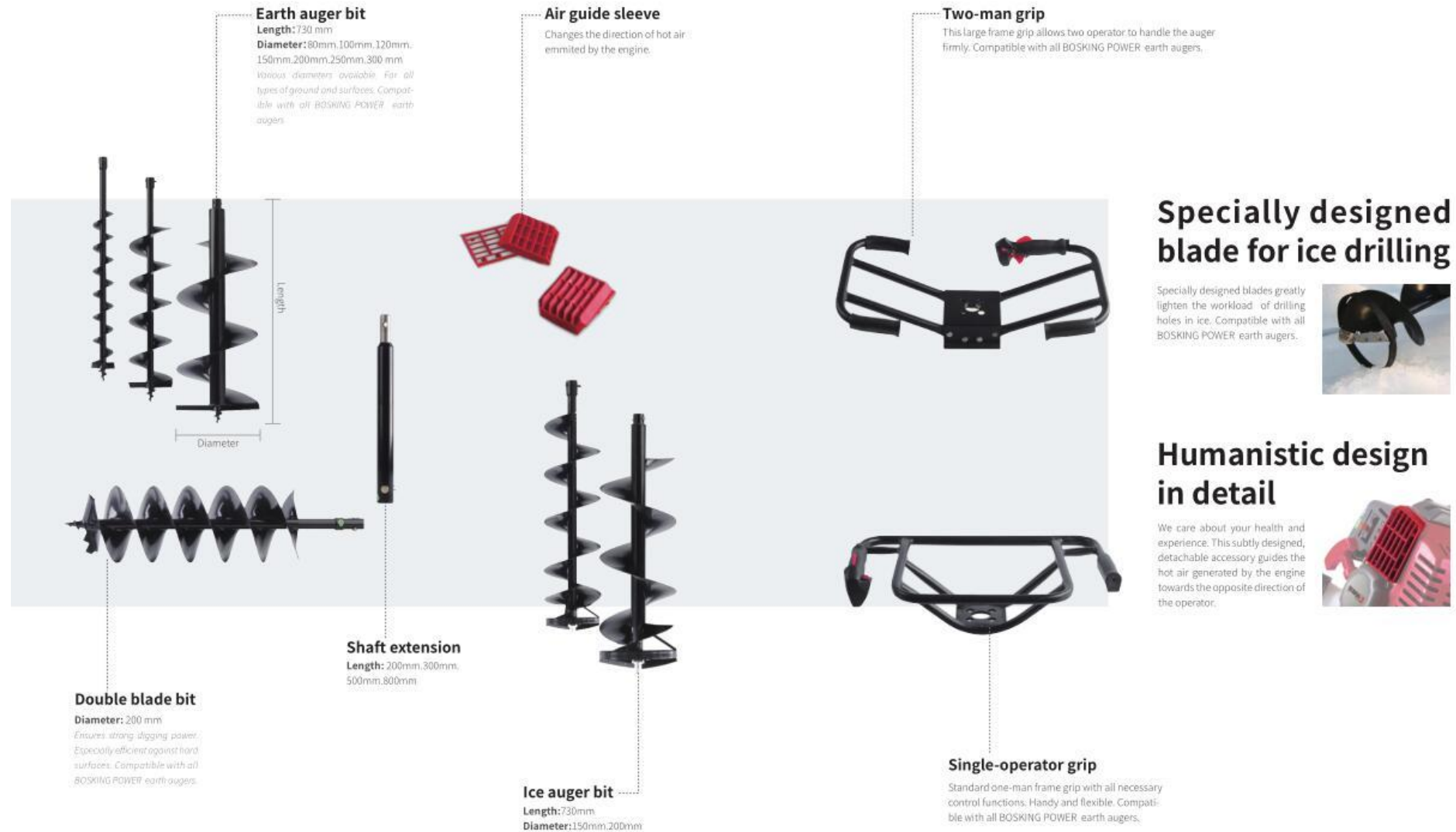
AG 52 E   

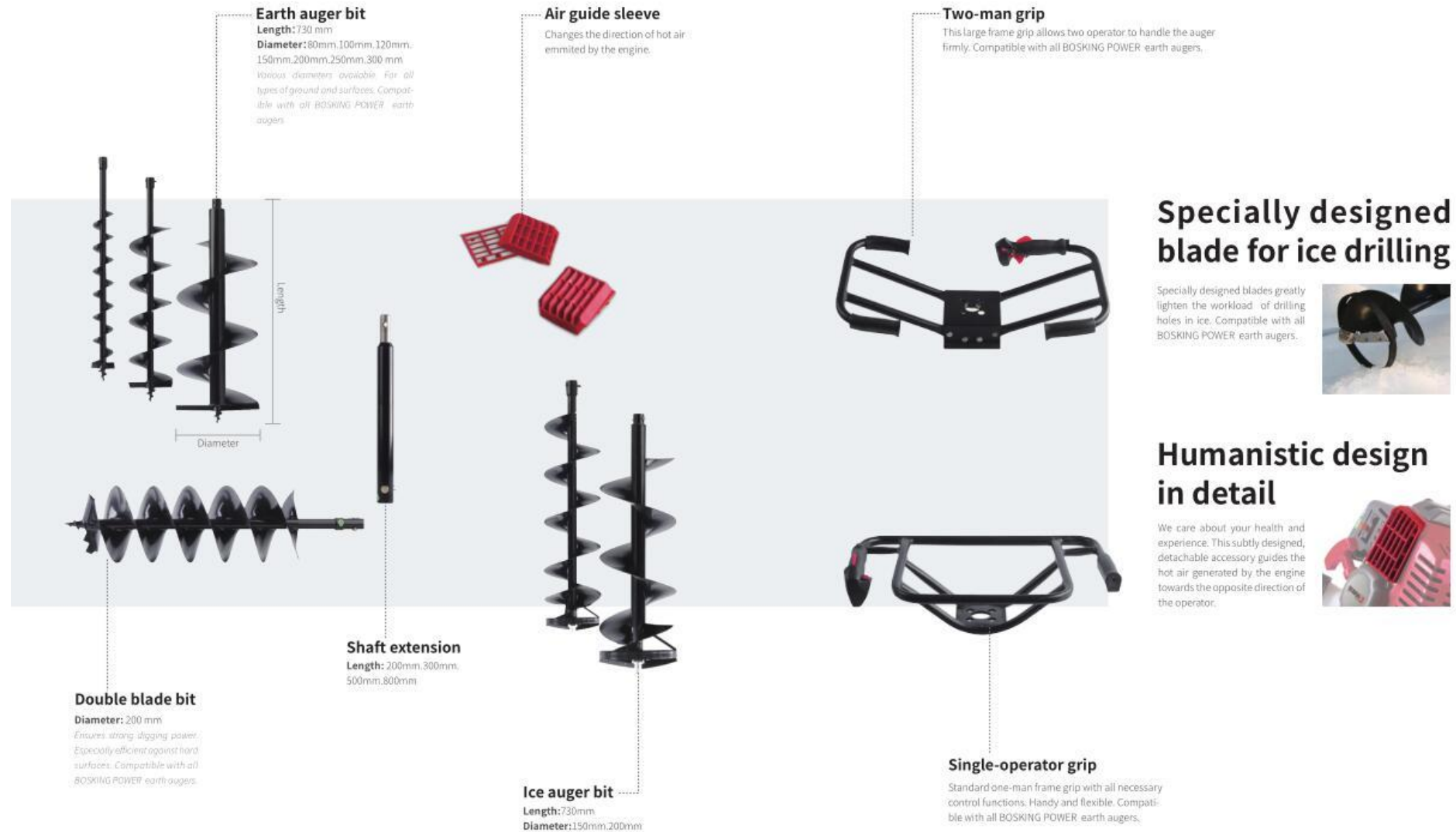
Engine: 1E44FE
Displacement: 51.7ml
Power: 1.4kW / 7000rpm
Net weight: 9*kg
AG 52 EV: with adjustable V-shaped grip
AG 52 EVil: with bigger V-shaped grip
AG 52 EB: with ice drill
AG 52 ES: with two-man grip



AG 63 E   

Engine: 1E48FE
Displacement: 63.3ml
Power: 2.0kW / 7000rpm
Net weight: 9.2*kg
AG 63 EV: with adjustable V-shaped grip
AG 63 EVil: with bigger V-shaped grip
AG 63 EB: with ice bit
AG 63 ES: with two-man grip





V Angle-adjustable grip

The grip angle can be adjusted according to use's body type and posture. With anti-slippage handle. Compatible with all BOSKING POWER earth augers.



Grip that fits everybody

Makes about 30° adjustment of the handle merely by adjusting the bolt at the bottom of the framework. Ensures work efficiency.

VII Low-vibration grip

The newly-designed handle ensures great reduction in vibration. This thus reduces fatigue and saves your effort. Compatible with all BOSKING POWER earth augers.

Kraft paper box foam subplate overall packing

One box contains: one piece of shaft extension, one piece of 150mm bit, one piece of 200mm bit and one piece of auger engine.

The MOQ is greater than or equal to 100 sets, the color requirement is less than 4 pure colors, and only limited to the vector graphics and line drawings.



Color box foam subplate overall packing

One box contains: one piece of shaft extension, one piece of 150mm bit, one piece of 200mm bit and one piece of auger engine.

The MOQ is greater than or equal to 500 sets, Using CMYK 4 colors laminating box. The two sides are symmetrical and have no special color requirements.

Kraft paper box separate packing

There are two kinds of engine packing, paper subplate and foam subplate, the paper subplate is factory standard configuration.

The foam subplate packing is optional, it requires additional cost.

The packing of drill bit (80-300mm) is paper honeycomb plate. The shaft extension can be put into the engine box or each 18 pcs in one separate box.

The MOQ is greater than or equal to 100 sets, the color requirement is less than 4 pure colors, and only limited to the vector graphics and line drawings.



Color box separate packing

There are two kinds of engine packing, paper subplate and foam subplate, the paper subplate is factory standard configuration.

The foam subplate packing is optional, it requires additional cost.

The packing of drill bit (80-300mm) is paper honeycomb plate. The shaft extension can be put into the engine box or each 18 pcs in one separate box.

The MOQ is greater than or equal to 500 sets, using CMYK 4 colors laminating box. The two sides are symmetrical and have no special color requirements.

NEW

Water Pumps

BEST SELLER QGZ25-30EA



Our power pumps lend you a hand for agricultural irrigation, gardening tasks and draining works. With versatile gasoline engines providing reliable power, you'll never worry about the heavy workload. Bosking Power strongly recommends it to you.

New appearance design

Well-designed, making the gasoline engine operates much better than the traditional gasoline engine.

Metal basket handle

Newly designed metal handle makes it easy to carry and brings flexible use.



Aluminum volute

Advanced aluminum material makes the volute more efficient and durable.

Portable frame

Coated metal frame provides a steady positioning and maintains a glossy look. Light nylon frame also available.

Changeable outlet

1" and 1.5", round and square versions available. All outlets are now updated to aluminum version.



QGZ25-30EA

Displacement: 42.7ml
Power: 1.2kW / 7000rpm
Net weight: 7.2kg
With 1 in. pump
QGZ25-30T: with basket frame
QGZ25-30S: with nylon frame



QGZ40-35EA

Displacement: 42.7ml
Power: 1.2kW / 7000rpm
Net weight: 8.6kg
With 1.5 in. pump
QGZ40-35T: with basket frame
QGZ40-35S: with nylon frame





As popular, flexible and powerful as water.

Our power water pumps lend you a hand for agricultural irrigation, gardening tasks and draining works. With versatile gasoline engines providing reliable power, you'll never worry about the heavy workload.

It's not just a gorgeous appearance.

Environmental protection: effectively reducing emissions.
Lightweight machine body, portable to carry.

QGZ25-30ECO
Displacement: 25.4ml
Power: 0.75kW / 7500rpm
Net weight: 4.9kg



QGZ25-30EFR
Displacement: 33.5ml
Power: 0.7kW / 6500rpm
Net weight: 6.8kg



QGZ40-35 (1E40F-6A)
Displacement: 40.2ml
Power: 1.45kW / 6500rpm
Net weight: 7.6kg
With 1.5 in. pump
QGZ40-35T: with basket frame
QGZ40-35S: with nylon frame



QGZ25-30 (1E40F-6A)
Displacement: 40.2ml
Power: 1.45kW / 7000rpm
Net weight: 6.2kg
With 1 in. pump
QGZ25-30T: with basket frame
QGZ25-30S: with nylon frame



QGZ25-30 (1E40F-6)
Displacement: 40.2ml
Power: 1.45kW / 7000rpm
Net weight: 6.3kg
With 1 in. pump
QGZ25-30T: with basket frame
QGZ25-30S: with nylon frame



QGZ40-35 (1E40F-6)
Displacement: 40.2ml
Power: 1.45kW / 7000rpm
Net weight: 7.7kg
With 1.5 in. pump
QGZ40-35T: with basket frame
QGZ40-35S: with nylon frame



Frame

Classic iron frame, nylon frame and basket frame available.



QGZ25-30 (1E36F-7A)

Displacement: 32.6ml
Power: 0.9kW / 6500rpm
Net weight: 6.7kg
QGZ25-30F: with square 1" pump
QGZ25-30T: with basket frame
QGZ25-30S: with nylon frame



QGZ25-30T (1E36F-2A)

Displacement: 32.6ml
Power: 0.9kW / 6500rpm
Net weight: 7.2kg
QGZ25-30T: with basket frame
QGZ25-30S: with nylon frame



QGZ25-30 (140FA)

Displacement: 37.7ml
Power: 1.0kW / 6500rpm
Net weight: 7.3kg
QGZ25-30T: with basket frame
QGZ25-30S: with nylon frame



4-Stroke

QGZ40-35 (1E40F-7A)

Displacement: 42.7ml
Power: 1.25kW / 6500rpm
Net weight: 8kg
QGZ40-35T: with basket frame
QGZ40-35S: with nylon frame



QGZ40-35 (1E40F-5A)

Displacement: 42.7ml
Power: 1.25kW / 6500rpm
Net weight: 8kg
QGZ40-35T: with basket frame
QGZ40-35S: with nylon frame



QGZ25-30 (1E40F-5A)

Displacement: 42.7ml
Power: 1.25kW / 6500rpm
Net weight: 6.5kg
QGZ25-30T: with basket frame
QGZ25-30S: with nylon frame



QGZ40-35T (1E44F-2A)

Displacement: 51.7ml
Power: 1.4kW / 6500rpm
Net weight: 9.3kg
QGZ40-35: with iron frame
QGZ40-35S: with nylon frame



1 in. pump water pumps

	QGZ25-30EA	QGZ25-30	QGZ25-30	QGZ25-30ECO	QGZ25-30EFR	QGZ25-30	QGZ25-30
Engine	1E40FE	1E40F-7A	1A0FA	ECO2B	139FR	1E40F-6	1E40F-6A
Engine type	2-stroke	2-stroke	4-stroke	2-stroke	4-stroke	2-stroke	2-stroke
Displacement (ml)	42.7	42.7	87.7	25.4	33.5	40.2	40.2
Power * (kW/rpm)	1.2 / 1000	1.25 / 6500	1.8 / 6500	0.75 / 7500	0.7 / 6500	1.45 / 7000	1.45 / 7000
Flow ** (m³/h)	8	8	6	7	6	8	8
Suction length ** (m)	8	8	8	8	8	8	8
Lift ** (m)	30	30	30	35	30	30	30
Outlet diameter *** (mm)	25	25	25	25	25	25	25
Net weight ** (kg)	7.2	6.7	7.3	4.9	6.8	6.3	6.2
Frame options ****	S, T	S, T, iron	S, T, iron	-	-	S, T, iron	S, T, iron
Package dimension ** (mm)	380 x 300 x 380	360 x 280 x 360	380 x 300 x 380	320 x 240 x 360	360 x 280 x 360	360 x 280 x 360	360 x 280 x 360

- not available * at full rotate speed ** with 1 in. outlet pump **** S means nylon frame T means basket frame

1.5 in. pump water pumps

QGZ25-30	QGZ25-30T	QGZ40-35EA	QGZ40-35	QGZ40-35	QGZ40-35	QGZ40-35	QGZ40-35T
1E40F-5A	1E40F-5A	1E40FE	1E40F-7A	1E40F-6	1E40F-6A	1E40F-5A	1E40F-5A
2-stroke	2-stroke	2-stroke	2-stroke	2-stroke	2-stroke	2-stroke	2-stroke
42.7	42.7	42.7	42.7	40.2	40.2	42.7	51.7
1.25 / 6500	1.25 / 6500	1.2 / 1000	1.25 / 6500	1.45 / 7000	1.45 / 7000	1.25 / 6500	1.4 / 6500
8	8	15	15	15	15	15	15
8	8	8	8	8	8	8	8
30	30	35	35	35	35	35	35
25	25	40	40	40	40	40	40
6.5	8.2	8.4	8	7.7	7.6	6	9.3
S, T, iron	S, T, iron	S, T	S, T, iron	S, T, iron	S, T, iron	S, T, iron	S, T, iron
360 x 280 x 360	360 x 280 x 360	380 x 300 x 380	380 x 300 x 380	380 x 300 x 380	380 x 300 x 380	380 x 300 x 380	380 x 300 x 380

Caliber Adapter

Water outlet diameter changeable between 1.5" and 1"



Kraft paper box packing

The MOQ is greater than or equal to 100 sets.
The color requirement is less than 4 pure colors, and only limited to the vector graphics and line drawings.

Color box packing

The MOQ is greater than or equal to 500 sets.
Using CMYK 4 colors laminating box. The two sides are symmetrical and have no special color requirements.

Square 1 in. pump

Flow: 6m³/h
Suction length: 8m
Lift: 30m
Outlet diameter: 25mm



1 in. pump

Flow: 8m³/h
Suction length: 8m
Lift: 30m
Outlet diameter: 25mm



1.5 in. pump

Flow: 15 m³/h
Suction length: 8m
Lift: 35 m
Outlet diameter: 40mm



Humanistic design in detail

In situation when higher water pressure is needed, or when other practical function is called for, use this adaptor to switch the pump's outlet from 1.5" diameter to 1" diameter for special purposes.

Changeable outlet

Nylon hose joint and aluminium alloy can be chosen according to your request.

NEW

Mist Dusters

BEST SELLER 3WF-990E

Many factors influence the quality and taste of fruit and vegetables. Optimal maintenance and care are greatly influential in ensuring that each and every plant flourishes and yields a healthy harvest, needless to say, fertilization and crop protection are crucial. BOSKING POWER mist dusters are just what you need. With appropriate accessories, these equipment are convenient to use, as well as being efficient and precise.

Well-designed, marking the gasoline engine operation much better than the traditional gasoline engine. Environmental protection, effectively reducing emissions. Reducing the fuel consumption by 20% to 30% and marking a new interpretation of two-stroke gasoline engine.



Effort-saving starter

Newly designed starting system reduces the effort and brings comfortable feeling when starting the engine.

Aluminum backpack frame

Newly designed aluminum frame gives more steady setting while never increase unwanted weight.

Multi-direction tube

Flexible tube unit enlarges the operation angle scope and improves work efficiency.

Multifunction adjust handle

Comfortable for different work while reducing fatigue to its least.

Anti-vibration system

Spring and rubber structure hugely reduces the vibration and ensures the comfortable and convenient operation.





Garden-keeper with long-range gun.

Many factors influence the quality and taste of fruit and vegetables. Optimal maintenance and care are greatly influential in ensuring that each and every plant flourishes and yields a healthy harvest. Needless to say, fertilization and crop protection are crucial. BOSKING POWER mist dusters are just what you need. With appropriate accessories, these equipment are convenient to use, as well as being efficient and precise.

3WF-2.6

Engine: 1E40F-3Z
Container: 14L
Range: ≥12m
Power: 1.83kW / 6500rpm
Net weight: 10.5kg
3WF-2.6A(16L) with 16L container
3WF-2.6A(20L) with 20L container
3WF-2.6A(26L) with 26L container
3WF-3S with pressure pump



3WF-990E

Engine: 1E40FE
Container: 14L
Range: ≥10m
Power: 1.2kW / 7000rpm
Net weight: 12kg



3WF-990

Engine: 1E40F-5A
Container: 14L
Range: ≥10m
Power: 1.25kW / 6800rpm
Net weight: 12kg
3WF-990S with pressure pump



3WF-3

Engine: 1E40F-3Z
Container: 14L
Range: ≥12m
Power: 2.13kW / 7500rpm
Net weight: 11kg
3WF-3A(16L) with 16L container
3WF-3A(20L) with 20L container
3WF-3A(26L) with 26L container



3WB-900

Engine: 1E40F-5A
Container: 15L
Range: ≥12m
Power: 1.25kW / 6500rpm
Net weight: 11.5kg
3WB-900S with pressure pump



14L Container



16L Container



Color box packing

The MOQ is greater than or equal to 500 sets.
Using CMYK 4 colors laminating box. The two sides are symmetrical and have no special color requirements.



*This four capacity chemical tanks are suitable for 3WF-2.6, 3WF-3 and 3WF-3S three models.



26L Container

20L Container

Kraft paper box packing

The MOQ is greater than or equal to 100 sets.
The color requirement is less than 4 pure colors, and only limited to the vector graphics and line drawings.



BL750 Control box handle

Comfortable for different work while reducing fatigue to its least, this brings easy and reliable operation.
*Suitable for all models of knapsack mist duster.



Pressure Pump


Enhance the range of misting and amplify the activity of misting.

*Suitable for 3WF-3S, 3WB-900S, 3WF-990S and 3WF-990ES this four models.




Electronic Sprayer and Mist Dusters Overview

With threespray nozzles, suitable for different crop application, can be replaced according to the demand.



3WBD-14 (Lithium battery)

Container: 14L
FLOW: 3.5L/min
Storage battery: DC12V 8AH
Net weight: 4.9kg
Pressure: 0.15-0.4Mpa
Electric pump: DC12V(1-2)A
Package dimension: 380 x 250 x 585mm



PURE COPPER CORE MOTOR

High precision pure copper core motor
 Strong performance
 High pressure
 Low noise



Permanent magnet
 Galvanized shell
 Pump transaction
 Pure copper contact point
 304 stainless steel eccentric bearing
 304 stainless steel bearing

Mist dusters

	3WF-2.6(14L)	3WF-2.6A(16L)	3WF-2.6A(20L)	3WF-2.6A(26L)	3WF-3(14L)	3WF-3A(16L)
Engine	1E40F-32	1E40F-32	1E40F-32	1E40F-32	1E40F-32	1E40F-32
Engine type	2-stroke	2-stroke	2-stroke	2-stroke	2-stroke	2-stroke
Container (L)	14	16	20	26	14	16
Power * (kW/rpm)	1.83 / 6500	1.83 / 6500	1.83 / 6500	1.83 / 6500	2.13 / 7500	2.13 / 7500
Fuel tank (L)	1.3	1.3	1.3	1.3	1.3	1.3
Range (m)	≥12	≥12	≥12	≥12	≥12	≥12
Net weight (kg)	10.5	11	11.2	11.5	11	11
Package dimension (mm)	510 x 310 x 685	510 x 390 x 710	510 x 405 x 730	520 x 440 x 770	510 x 420 x 720	520 x 420 x 750

3WF-3A(20L)	3WF-3A(26L)	3WF-3S(14L)	3WF-990	3WB-900	3WF-990E
1E40F-32	1E40F-32	1E40F-32	1E40F-5A	1E40F-5A	1E40FE
2-stroke	2-stroke	2-stroke	2-stroke	2-stroke	2-stroke
20	26	14	14	15	14
2.13 / 7500	2.13 / 7500	1.83 / 6500	1.25 / 6800	1.25 / 6900	1.2 / 7000
1.3	1.3	1.3	1.3	1.3	1.3
≥12	≥12	≥12	≥10	≥12	≥10
11.5	11.5	11	12	11.5	12
510 x 420 x 750	530 x 440 x 810	510 x 390 x 680	480 x 360 x 670	480 x 360 x 670	480 x 360 x 670

Power Sprayer



3WZ-8

Engine: 1E34FD
Power: 0.75kW / 7500rpm
Package dimension: 430 x 340 x 680mm
Container: 25L
Fuel tank: 0.75L
Net weight: 8.5kg



3WZ-4D

4-Stroke
Engine: 140FA
Power: 1.0kW / 6500rpm
Package dimension: 435 x 390 x 625mm
Container: 20L
Fuel tank: 0.7L
Net weight: 10.8 kg



3WZ-7

Engine: 1E34F
Power: 0.75kW / 7500rpm
Package dimension: 430 x 340 x 660mm
Container: 20L
Fuel tank: 0.75L
Net weight: 9.0kg



3WZ-4C

4-Stroke
Engine: 140FA
Power: 1.0kW / 6500rpm
Package dimension: 490 x 390 x 665mm
Container: 30L
Fuel tank: 0.7L
Net weight: 12kg



3WZ-7S

Engine: 1E34F
Power: 0.75kW / 7500rpm
Package dimension: 410 x 310 x 360mm
Pressure: 1.5-2.5 Mpa
Gross weight: 7.8 kg



Protective Equipment



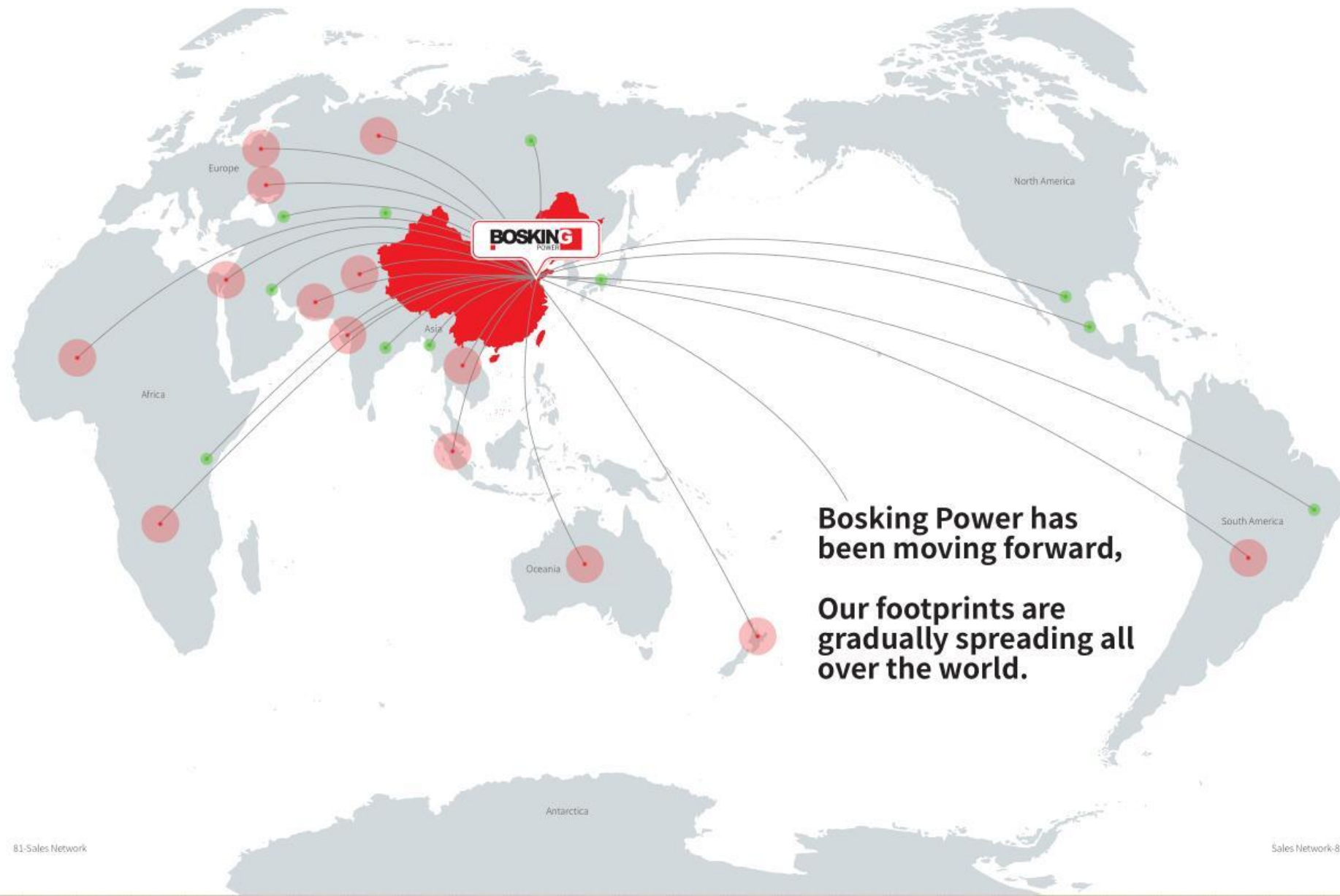
- A. Work boots
- B. Head, face and ear protection
- C. Mask
- D. Eyes protection
- E. Gloves

Certificates



MORE...
Certificates-80

Sales Network



SHANDONG BOSHENG POWER TECHNOLOGY CO.,LTD.

Mr.Kevin

Manager

Foreign Trade Department



Mobile Phone:+86 13305392018 Web:www.sdbosheng.cn

Add:No.41,Xinhua Road, High-Tech Zone,Linyi City, Shandong Province,China

Postcode:276017