




2025 CATALOGUE



AC AQUARIUM AIR PUMP

- ◆ 4 models available
- ◆ Flow adjustable
- ◆ Super silent motor
- ◆ Elegant smooth design
- ◆ Work even under 1m water






Photo	Model	Voltage	Max Pressure/ Output	Power	Product Size/mm	Wire length	pcs/ctn	Carton Size	Net weight KG
	WB-Q408	110-240/ 50-60Hz	3.5L/Min 20kPa	3.5W	135*90*55	80cm	63	42.5*41.2*36.5cm	21.4
	WB-Q418		2x2L/Min 2x16kPa	4W	135*90*55	80cm	63	42.5*41.2*36.5cm	21.4
	WB-Q428		2X3.5L/Min 2*18kpa	6W	175*105*75	110cm	30	43*37*39.5cm	19
	WB-Q438		2*5L/Min 2X20kPa	8W	175*105*75	110cm	30	43*37*39.5cm	21
	WB-Q448		4X3.5L/Min 4*18kpa	10W	230*160*100	110cm	16	47.5*42.5*33.5cm	18.6
	WB-Q458		4*5L/Min 4X20kPa	12W	230*170*100	110cm	16	47.5*42.5*33.5cm	23.2

BATTERY AIR PUMP

- ◆ DC5V power supply
- ◆ USB charging port
- ◆ Touch control
- ◆ Compact portable
- ◆ Long working hours







Photo	Model	Voltage	Max Pressure/ Output	Power	Product Size/mm	Battery Capacity	pcs/ctn	Carton Size	Charging Wire length
	WB-Q518	DC5V with Lithium Battery USB charging port	22Kpa 60l/hr	2w	110*67*40	2000mA	36	33*25.5*24.5cm	100cm
	WB-Q528		2*22Kpa 2*60l/hr	4w	135*78*43	2600mA	24	29.5*23*30cm	100cm
	WB-Q558		2*22Kpa 2*252l/hr	8w	198*124*90	7200mA	8	40*27.2*23.3cm	100cm

WB-Q6 SERIES AC AIR PUMP

- ◆ Modern Unique design
- ◆ Double Housing, Silent Operation
- ◆ Flow Dial Adjustable with flow valve
- ◆ Copper Motor, Low Consumption
- ◆ High Pressure, Work Even Under 1.5M







Photo	Model	Voltage	Max Pressure/ Output	Power	Product Size/mm	pcs/ctn	Net weight	Carton Size	Wire length
	WB-Q618	110- 127V/60Hz 220- 240V/50Hz	0.02mpa 75l/hr	2W	125*75*60	72	0.25kg	46*44.5*45.3cm	120cm
	WB-Q628A		2*0.02mpa 2*150l/hr	5W	142*90*70	24	0.6kg	44*40.5*39.3cm	120cm
	WB-Q628B dial valve		2*0.02mpa 2*150l/hr	5W	142*90*70	24	0.6kg	44*40.5*39.3cm	120cm
	WB-Q648 touch switch		2*0.022mpa 2*175l/hr	8W	142*90*70	24	0.6kg	44*37*37.3cm	120cm

WB-Q7 SERIES AC AIR PUMP



- ◆ Modern Design.
- ◆ Any Printing Color Possible.
- ◆ Competative Price for Fast Sales.
- ◆ Several Air Volume for Different Tank Size.
- ◆ Easy OEM/ODM Model.

Photo	Model	Voltage	Max Pressure/ Output	Power	Product Size/mm	pcs/ctn	Net weight	Carton Size	Wire length
	WB-Q708	110- 127V/60Hz 220- 240V/50Hz	15kPa 1L/Min	2.5W	85*46*36	120	0.15kg	41.5*40.5*43cm	120cm
	WB-Q718		18kPa 1.5L/Min	3W	115*70*51	72	0.2kg	41.5*40*42.5cm	120cm
	WB-Q728		2*18kPa 2*4L/Min	6W	160*90*71	30	0.65kg	42*37*37.3cm	120cm
	WB-Q748		2*20kPa 2*5L/Min	8W	160*90*71	30	0.75kg	42*37*37.3cm	120cm

WB-Q8 AC/DC RECHARGEABLE AIR PUMP

- ◆ Durable Mechanical Button Control.
- ◆ USB Rechargeable Lithium Battery.
- ◆ Intermittent & Continuous Modes Available.
- ◆ Energy Saving and Environmental Friendly.
- ◆ OEM/ODM your most hot sale color.





Photo	Model	Voltage	Max Pressure/ Output	Power	Product Size/mm	pcs/ctn	Net weight	Carton Size	Charging Wire length
	WB-Q818	DC5V with Lithium Battery USB charging port	15Kpa 60L/H	1.5w	110*67*40	60	0.30kg	39*34*36cm	100cm
	WB-Q828		2*15Kpa 2*60l/hr	3W	125*75*40	24	0.55kg	29.7*23.5*29.9cm	100cm
	WB-Q8203		60-80L/hr*2 20-22Kpa	4W	189*106*72	16	0.85kg	53.5x27.2x45.5cm	90cm
	WB-Q8204		60-80L/hr*2 20-22Kpa	6W	203*115*78	16	0.88kg	60x29x45.5cm	90cm
	WB-Q8203A		90-120L/hr*2 22-24Kpa	4W	189*106*72	16	1.08kg	53.5x27.2x45.5cm	90cm
	WB-Q8204A		90-120L/hr*2 22-24Kpa	6W	203*115*78	16	1.1kg	60x29x45.5cm	90cm

WB-618 SERIES AIR PUMP





- ◆ 3 Size 4 Models Available
- ◆ Unique Harp Design
- ◆ Hidden Flow Valve, Flow Adjustable
- ◆ A combination with Art and Aeration
- ◆ Silent Motor, Long Serving Hours

Photo	Model	Voltage	Max Pressure/ Output	Power	Product Size/mm	pcs/ctn	Net weight	Carton Size	Wire length
	WB-618	110- 127V/60Hz 220- 240V/50Hz	20Kpa 1L/Min	3W	80*50*45	100	0.14KG	49.5*29.5*37cm	80cm
	WB-609		20Kpa 1.2L/Min	3.2W	92*55*49	80	0.15KG	46*36*42cm	80cm
	WB-619		20Kpa 1.5L/Min	3.5W	92*55*49	80	0.15KG	46*36*42cm	80cm
	WB-620		20Kpa 3.5L/Min	3.8W	103*82*51	60	0.3KG	52*28*29.5	80cm
	WB-628		20Kpa 2*2L/Min	4W	103*82*51	60	0.3KG	52*28*29.5	80cm
	WB-630		20Kpa 2*3.5L/Min	5W	135*70*60	50	0.35KG	49.5*31.4*39.5cm	80cm
	WB-638		20Kpa 2*3.5L/Min	5W	135*70*60	50	0.35KG	49.5*31.4*39.5cm	80cm
	WB-668		2*18Kpa 2*4L/Min	7W	170*90*70	32	0.6KG	48*36.8*33.2cm	120cm
	WB-688	2*18Kpa 2*4.5L/Min	9W	170*90*70	32	0.7KG	48*36.8*33.2cm	120cm	

WB-888 SERIES AIR PUMP




- ◆ Unique Modern Design
- ◆ Double Motor Chamber, Silent Design
- ◆ Strong Motor, Efficient and Powerful.
- ◆ Air Flow Adjustable, two version: dial and touch panel

Photo	Model	Voltage	Max Pressure/ Output	Power	Product Size/mm	pcs/ctn	Net weight	Carton Size	Wire length
	WB-855 dial valve	110- 127V/60Hz 220- 240V/50Hz	20Kpa 2*3L/Min	5W	188*102*70	24	0.5kg	44*38.8*34.5cm	80cm
	WB-866 dial valve		22Kpa 2*5L/Min	8W	223*117*85	16	0.9kg	51*29.4*41.3cm	80cm
	WB-888 dial valve		2*22Kpa 2*6L/Min	10W	223*117*85	16	1.2kg	51*29.4*41.3cm	120cm
	WB-855A touch panel	110- 127V/60Hz 220- 240V/50Hz	20Kpa 2*3L/Min	5W	188*102*70	24	0.5kg	44*38.8*34.5cm	80cm
	WB-866A touch panel		22Kpa 2*5L/Min	8W	223*117*85	16	0.9kg	51*29.4*41.3cm	80cm
	WB-888A touch panel		2*22Kpa 2*6L/Min	10W	223*117*85	16	1.2kg	51*29.4*41.3cm	120cm

WB-SD SPONGE FILTER



- ◆ Enlarged Filter Chamber
- ◆ Rotatable Duckbill Outlet For Cascade Flow
- ◆ Facilitate Cultivation of Nitrobacteria, Great bio-filtration
- ◆ Easy 3 in 1, Most Suitable Filter for breeding or Baby Tank
- ◆ Two drive modes: by air pump or water pump(embedded)

Photo	Model	Voltage	Max Pressure/ Flow Rate	Power	Packing Size/mm	pcs/ctn	Net weight	Carton Size	Wire length
	WB-SD-01	-	-	-	150*100*115	36pcs	0.35kg	46.5*41.5*36cm	-
	WB-SD-02	110V/60Hz 220V/50Hz	200L/h	2W	150*100*115	36pcs	0.4kg	46.5*41.5*36cm	120cm

WB-1770 SERIES NEW DESIGN WATER PUMP

- ◆ Filter inelt, water intake from side.
- ◆ Front cover detachable, easy to clean
- ◆ Easy to Transform to WB-1770, and 1771
- ◆ Energy Saving and Environmental Friendly.
- ◆ OEM/ODM your most hot sale color.




Photo	Model	Voltage	Lift/ Flow	Power	Product Size/mm	pcs/ctn	Net weight	Carton Size	Wire length
	WB-1770	110-127V/60Hz OR 220-240V/50Hz	0.8M/ 500L/H	6W	65*40*115	60	0.3kg	46.8*40*34.7cm	120cm
	WB-1772		1.0M/ 700L/H	8W	65*40*165	48	0.35kg	41.5*41*40cm	120cm
	WB-2770		1.2M/ 900L/H	12W	79*49*144	48	0.4kg	41*36.5*40cm	120cm
	WB-2772		1.4M/ 1000L/H	15W	79*49*209	48	0.45kg	49.5*41*40cm	120cm
	WB-3770		1.5M/ 1200L/H	18W	95*56*245	30	0.6kg	55.5*38*35cm	150cm
	WB-3772		1.55M/ 1400L/H	20W	95*56*320	30	0.65kg	57*38*35cm	150cm
	WB-4770		1.6M/ 1600L/H	25W	101*59*260	30	0.7kg	55.5*38*35cm	150cm
	WB-4772		1.8M/ 1800L/H	30W	101*59*340	30	0.75kg	57*38*35cm	150cm

WB-1771 SERIES NEW DESIGN WATER PUMP

- ◆ Filter inelt, water intake from side.
- ◆ Front cover detachable, easy to clean
- ◆ Easy to Transform to WB-1770, and 1771
- ◆ Energy Saving and Environmental Friendly.
- ◆ OEM/ODM your most hot sale color.



Photo	Model	Voltage	Lift/ Flow	Power	Product Size/mm	pcs/ctn	Net weight	Carton Size	Wire length
	WB-1771	110-127V/60Hz	0.8M/ 500L/H	8W	65*40*235	48	0.3kg	47*32.5*40cm	120cm
	WB-2771		1.2M/ 900L/H	12W	79*49*430	36	0.4kg	48*31.5*36.5cm	120cm
	WB-3771	220-240V/50Hz	1.5M/ 1200L/H	18W	95*56*445	36	0.6kg	46.5*41.5*36.5cm	150cm
	WB-4771		1.6M/ 1600L/H	25W	101*59*450	36	0.7kg	46.5*41.5*36.5cm	150cm

WB-780H SERIES INTERNAL FILTER

- ◆ Efficient Internal Filter
- ◆ Enlarged Filter Chamber
- ◆ Silent Motor, Ceramic Shaft
- ◆ Shutter Control the Flow Direction
- ◆ Easy 3 in 1: filtration, aeration, circulation






Photo	Model	Voltage	Lift Flow	Power	Filter Box Size/mm	Net weight	pcs/ctn	Carton Size	Wire length
	WB-780H	110-127V/60Hz OR 220-240V/50Hz	60cm 600L/h	10W	95*105*310	0.34kg	60	66*28*39.5cm	120cm
	WB-880H		100cm 650L/h	15W	95*105*310	0.36kg	60	66*28*39.5cm	120cm
	WB-1880H		120cm 880L/h	25W	115*115*365	0.5kg	48	54*52*47cm	120cm
	WB-2880H		150cm 1800L/h	30W	120*115*405	0.6kg	48	54*52*47cm	120cm
	WB-3880H		180cm 2500L/h	40W	135*130*460	1kg	30	55*45*53cm	150cm
	WB-4880H		200cm 3000L/h	45W	140*130*545	1.2kg	30	55*45*53cm	150cm

WB-H LOW WATER LEVEL FILTER

- ◆ Special care, special design for amphian: frog, newts, turtle ect.
- ◆ Drainage pipe design, to create extra oxygen in silence. Swift the pipe angle to simulate raining mode to the pets.
- ◆ Equiped with bio-filter sponge and phisical fine filter sponge
- ◆ Big and extendable space to configurate your filter materials.
- ◆ Perfect filtration, water circulaiton, and easy maintenance.








Photo	Model	Voltage	Flow	Power	Product Size/mm	Net weight	pcs/ctn	Carton Size	Wire length
	WB-H100	110-127V/60Hz 220-240V/50Hz	240L/h	3W	158*145*45	0.4KG	36pcs	53*33.5*39cm	80cm
	WB-H300		400L/h	5W	12.5*5.8*16.2cm	0.55kg	36pcs	40.5*37.5*42.5cm	120cm
	WB-H400		400L/h	5W	12.5*5.8*16.2cm	0.55kg	36pcs	40.5*37.5*42.5cm	120cm

WB-G SERIES BIO-WHEEL HANG ON FILTER

- ◆ Spectacular Active Carton Bio-Wheel
- ◆ Flow Freely Adjustable
- ◆ Enlarge Filter Chamber Space
- ◆ Spiral Floating Skimmer
- ◆ Disposable Filter Media, Easy to Use








Photo	Model	Voltage	Flow	Power	Product Size/mm	Net weight	pcs/ctn	Carton Size/cm	Wire length
	WB-G03	110-127V/60Hz 220-240V/50Hz	250L/H	3W	88*80*105	0.35kg	60pcs	49.5*46*38	80cm
	WB-G04		250L/H	3W	88*80*105	0.35kg	60pcs	49.5*46*38	80cm
	WB-G110		350L/h	5W	130*115*150	0.55kg	36pcs	52.5*50*53	120cm
	WB-G220		550L/h	8W	190*115*150	0.75kg	24pcs	52.5*40.5*52.5	120cm
	WB-G330		800L/h	10W	245*115*150	0.95kg	24pcs	52.5*52.5*52.5	120cm

WB-G4 SERIES FORCED HANG ON FILTER

- ◆ Forced Flow Design
- ◆ Ultimate Filter Effect
- ◆ Separat e Filter Box, DIY your filling
- ◆ Floating Skimer, remove floating oil/dirt
- ◆ Carbon Synthetic Filter Material







Photo	Model	Voltage	Flow	Power	Product Size/mm	Net weight	pcs/ctn	Carton Size	Wire length
	WB-G01	110-127V/60Hz 220-240V/50Hz	250l/h	2.5W	51*65*91	0.14kg	100pcs	44*34*43.5cm	80cm
	WB-G02		350L/h	4W	100*80*100	0.55kg	60pcs	46.5*45.5*37.5cm	80cm
	WB-G403		500L/h	8w	155*90*160	0.57kg	36pcs	51*45.5*56cm	125cm
	WB-G404		750L/h	10w	220*150*290	0.7kg	24pcs	48*45.5*56cm	125cm
	WB-G405		900L/h	12w	295*125*165	0.86kg	24pcs	63*45.5*56cm	125cm

WB-GR SERIES FORCED HANG ON FILTER

- ◆ Forced Flow Design
- ◆ Flow adjustable
- ◆ Seperate Filter Box
- ◆ Floating Skimer, remove floating oil/dirt
- ◆ Ready with full set filter materials
Songe + Various types of Ceramic rings



Photo	Model	Voltage	Flow	Power	Product Size/mm	Net weight	pcs/ctn	Carton Size	Wire length
	WB-GR101	110-127V/60Hz 220-240V/50Hz	280l/H	3W	135*102*72	0.6kg	40pcs	56*53*35.5cm	150cm
	WB-GR102		280l/H	3W	175*100*70	0.65kg	30pcs	53*36.5*54cm	150cm
	WB-GR103		350L/H	5W	230*100*70	1.0kg	24pcs	65*47*36cm	150cm
	WB-GR104		500L/h	8W	280*100*70	1.4kg	20pcs	57.5*53.5*36cm	150cm

WB-780F SERIES TOP FILTER

- ◆ Aquairum Top Filter
- ◆ Large Filter Space
- ◆ Separatable Management
- ◆ Forced Flow Way
- ◆ Aeration, filtration, circulation,
All in one, easy to use




Photo	Model	Voltage	Lift Flow	Power	Filter Box Size/mm	Net weight	pcs/ctn	Carton Size	Wire length
	WB-780F	110-127V/60Hz OR 220-240V/50Hz	60cm 600L/h	10W	95*105*310	0.5kg	25	57*49*33cm	120cm
	WB-880F		100cm 650L/h	15W	95*105*310	0.6kg	25	57*49*33cm	120cm
	WB-1880F		120cm 880L/h	25W	115*115*365	0.9kg	20	62*47.5*38.5cm	120cm
	WB-2880F		150cm 1800L/h	30W	120*115*405	1kg	20	62*47.5*42.5cm	120cm
	WB-3880F		180cm 2500L/h	40W	135*130*460	1.5kg	12	58*40.5*48cm	150cm
	WB-4880F		200cm 3000L/h	45W	140*130*545	1.7kg	12	58*40.5*56.5cm	150cm

WB UV STERILIZER

- ◆ Efficient Sterilizer
- ◆ UV wave length 254nm
- ◆ Two mounting method, internal and external
- ◆ With Switch or Timer, easy to control
- ◆ Different size nozzles available





Photo	Model	Voltage	On/Off	Power	Box Size/mm	pcs/ctn	Net weight	Carton Size	Total Wire length
	WB-GD01	110-127V/60Hz	Timer	5W	125*75*110	60	0.3kg	52*39.5*35cm	150cm
	WB-GD01A		Switch	5W	125*75*110	60	0.35kg	52*39.5*35cm	150cm
	WB-GD02	220-240V/50Hz	Timer	5W	125*75*110	60	0.3kg	52*39.5*35cm	150cm
	WB-GD02A		Switch	5W	125*75*110	60	0.35kg	52*39.5*35cm	150cm

WB-G8 UV FILTER

- ◆ Efficient Sterilizer in the core
- ◆ Filter Sponge round the Sterilizer
- ◆ With Switch or Timer, easy to control
- ◆ Regional Filter Chamber Easy Management
- ◆ 4 in 1: Circulation, Filtration, Aeration, Sterilization








Photo	Model	Voltage	On/Off Flow Rate	Power	Box Size/mm	pcs/ctn	Net weight	Carton Size	Total Wire length
	WB-G800 Switch	110-127V/60Hz OR 220-240V/50Hz	Timer 800L/h	10W	215*80*110	32	0.55kg	46*34*44.5cm	150cm
	WB-G800 Timer		Switch 800L/h	10W	215*80*110	32	0.55kg	46*34*44.5cm	150cm
	WB-G810 Switch		Timer 900L/h	15W	290*80*110	32	0.85kg	59.5*34*46cm	150cm
	WB-G810 Timer		Switch 900L/h	15W	290*80*110	32	0.85kg	59.5*34*46cm	150cm

WB-S WATER PUMP

- ◆ 5 models available
- ◆ Good price performance
- ◆ Flow adjustable
- ◆ Compact size
- ◆ Filter inlet cap



Photo	Model	Voltage	Lift Flow	Power	Product Size/mm	Net weight	pcs/ctn	Carton Size	Wire length
	WB-S101	110-127V/60Hz OR 220-240V/50Hz	120cm 600L/h	10w	73*45*55	0.25kg	80pcs	41*37*32cm	120cm
	WB-S102		160cm 800L/h	15w	85*54*67	0.35kg	60pcs	34*39.3*36cm	150cm
	WB-S103		200cm 1200L/h	25w	100*59*75	0.5kg	48pcs	38*34*38cm	150cm
	WB-S104		250cm 2500L/h	40w	126*73*105	0.85kg	27pcs	47*32*36.5cm	150cm
	WB-S105		350cm 3000L/h	55w	150*88*130	1.05kg	24pcs	44*35.5*44cm	200cm

WB-T SERIES WATER PUMP

- ◆ 6 models available
- ◆ Flow adjustable
- ◆ Original design
- ◆ Easy to open and clean
- ◆ Ceramic shaft suitable for both fresh and salty water









Photo	Model	Voltage	Lift Flow	Power	Product Size/mm	pcs/ctn	Net weight	Carton Size	Wire length
	WB-T201	110-127V/60Hz OR 220-240V/50Hz	120cm 650L/h	10w	74x62x59	60pcs	0.25kg	46*42*33.5cm	120cm
	WB-T202		180cm 1000L/h	20w	88x76x70	48pcs	0.35kg	48*38*35cm	150cm
	WB-T203		220cm 1500L/h	30w	107x84x78	27pcs	0.45kg	41*32*39.5cm	150cm
	WB-T204		250cm 2000L/h	40w	107x84x78	27pcs	0.45kg	41*32*39.5cm	150cm
	WB-T205		320cm 3000L/h	50w	131x102x98	16pcs	0.85kg	47*29.5*33cm	200cm
	WB-T206		350cm 3500L/h	60w	131x102x98	16pcs	0.85kg	47*29.5*33cm	200cm

WB-177 SERIES NEW DESIGN WATER PUMP

- ◆ Filter inelt, water intake from side.
- ◆ Front cover detachable, easy to clean
- ◆ Easy to Transform to WB-1770, and 1771
- ◆ Energy Saving and Environmental Friendly.
- ◆ OEM/ODM your most hot sale color.








Photo	Model	Voltage	Lift/ Flow	Power	Product Size/mm	pcs/ctn	Net weight	Carton Size	Wire length
	WB-177	110-127V/60Hz	0.8M/ 500L/H	8W	65*40*54	60	0.3kg	33.5*27*32cm	120cm
	WB-277		1.2M/ 900L/H	12W	79*49*87	48	0.4kg	37.5*33.5*30cm	120cm
	WB-377	220-240V/50Hz	1.5M/ 1200L/H	18W	95*56*82	36	0.6kg	37.5*33.5*32cm	150cm
	WB-477		1.6M/ 1600L/H	25W	101*59*85	36	0.7kg	37.5*33.5*32cm	150cm

AQUARIUM WATER PUMP

- ◆ 9 models available
- ◆ Flow adjustable
- ◆ Portable design
- ◆ Easy to open and clean
- ◆ Work even 1cm water level



Photo	Model	Voltage	Lift	Power	Product Size/mm	pcs/ctn	Net weight	Carton Size	Wire length
	WB-D301	110-127V/60Hz 220-240V/50Hz	100cm 800L/h	12W	94.6*73*112	48pcs	0.2kg	41.3*40*39cm	120cm
	WB-D302		160cm 1300L/h	20W	104*80*123	48pcs	0.4kg	48*44*42cm	150cm
	WB-D303		200cm 2500L/h	30W	104*80*123	48pcs	0.4kg	48*44*42cm	150cm
	WB-D304		250cm 2800L/h	45W	111*86*132	27pcs	0.6kg	37.5*35.5*44cm	150cm
	WB-D305		300cm 3300L/h	60W	111*86*132	27pcs	0.6kg	37.5*35.5*44cm	150cm
	WB-D306		330cm 3500L/h	75W	120*93*143	27pcs	0.7kg	38.2*36*46.8cm	150cm
	WB-D307		350cm 4000L/h	90W	120*93*143	27pcs	0.7kg	38.2*36*46.8cm	150cm
	WB-D308		380cm 4300L/h	105W	155*119.5*183	12pcs	1.5kg	43*33.2*40.8cm	200cm
	WB-D309		400cm 4600L/h	115W	155*119.5*183	12pcs	1.5kg	43*33.2*40.8cm	200cm

WB-Z WAVE MAKING PUMP






- ◆ 2 Mounting way: suction cup or magnet
- ◆ Simulating natural wave
- ◆ Unique impeller design
- ◆ Wide angle rotatable
- ◆ Multi-direction water circulation
Suitable for any size and kind of tanks.

Photo	Model	Voltage	Lift Flow	Power	Product Size	Mounting Manner	pcs/ctn	Carton Size	Suitable Tank Size
	WB-Z601a	110-240/50-60Hz	3000L/h	3W	110*40*40mm	Suction Cup	50	47*33.5*39cm	50-80cm
	WB-Z602a		7000L/h	10W	120*50*50mm		40	42*36.5*42.5cm	80-150cm
	WB-Z601		3000L/h	3W	110*40*40mm	Suction Cup	50	47*33.5*39cm	50-80cm
	WB-Z602		7000L/h	10W	120*50*50mm		40	42*36.5*42.5cm	80-150cm
	WB-Z603		13000L/h	20W	135*60*80mm		40	42*36.5*42.5cm	120-180cm
	WB-Z701		3000L/h	3W	110*40*40mm	Magnet Base	50	47*33.5*39cm	50-80cm
	WB-Z702		7000L/h	10W	120*50*50mm		40	42*36.5*42.5cm	80-150cm
	WB-Z703		13000L/h	20W	135*60*80mm		40	42*36.5*42.5cm	120-180cm
	WB-Z622		20000L/h	25W	120*75*90mm	Suction Cup	24	42*38.8*36cm	150-200cm
	WB-Z623		28000L/h	40W	150*105*90mm		24	43.5*38.3*44cm	>200cm
	WB-Z722		20000L/h	25W	120*75*90mm	Magnet Base	24	42*38.8*36cm	150-200cm
	WB-Z723		28000L/h	40W	150*105*90mm		24	43.5*38.3*44cm	>200cm

SY SERIES WATER PUMP

- ◆ Most Popular models.
- ◆ Filter inlet cap, good filtration.
- ◆ A complete series for your option.
- ◆ New fashion design, to go with any color
- ◆ Multi-functional for water circulation







Photo	Model	Voltage	Lift Flow	Power	Product Size/mm	Net weight	pcs/ctn	Carton Size	Wire length
	SY-300	110-127V/60Hz OR 220-240V/50Hz	50cm/ 220L/H	3W	53*32*43	0.20kg	120	44.5*38*34cm	150cm
	SY-600		80cm/ 450L/H	5W	57*35*46	0.20kg	120	44.5*38*34cm	150cm
	SY-800		120cm/ 600L/H	12W	68*43*56	0.35kg	80	41*37*32cm	150cm
	SY-1000		160cm/ 1000L/H	20W	83*56*70	0.40kg	60	46*42*33.5cm	150cm
	SY-2000		250cm/ 2500L/H	35W	102*60*80	0.60kg	36	48*38*36cm	150cm
	SY-3000		350cm/ 3500L/H	55W	131*74*123	1.00kg	16	46*29.5*30cm	150cm
	SY-4000	450cm/ 4000L/H	75W	145*80*140	1.75kg	12	36*5*34.5*31.5cm	200cm	
	SY-5000	500cm/ 5000L/H	100W	163*92*157	2.35kg	6	43.5*21.5*35.3cm	200cm	
	SY-6000	550cm/ 5500L/H	120W	163*92*157	2.40kg	6	43.5*21.5*35.3cm	200cm	

SY VARIABLE FREQUENCY PUMP

- ◆ Super strong flow
- ◆ Flow adjustable with controller
- ◆ Amphibious use: submersed & in-line
- ◆ Ceramic shaft for fresh & salty water
- ◆ Dry run protection & 7 other protection modes





Photo	Model	Voltage	Lift	Power	Product Size/mm	pcs/ctn	Net weight	Carton Size/cm	Total Wire length
	SY-D06	110-240/50-60Hz with adaptor to DC24V	420cm 5800L/h	60w	198*97*203	6pcs	1.6kg	66*27*32.5	300cm
	SY-D08		650cm 7200L/h	80w	198*97*203	6pcs	1.6kg	66*27*32.5	300cm
	SY-D10		700cm 8500L/h	100w	220*105*240	6pcs	2.6kg	66*27*32.5	300cm
	SY-D12		750cm 10000L/h	120w	220*105*240	6pcs	2.6kg	66*27*32.5	300cm
	SY-6000	110-127V/60Hz 220-240V/50Hz	380cm 6000L/h	60w	198*97*203	6pcs	1.6kg	66*27*32.5	300cm
	SY-8500		400cm 8500L/h	80w	198*97*203	6pcs	1.6kg	66*27*32.5	300cm
	SY-10000		550cm 10000L/h	100w	220*105*240	6pcs	2.6kg	66*27*32.5	300cm
	SY-12000		650cm 12000L/h	120w	220*105*240	6pcs	2.6kg	66*27*32.5	300cm

WB VARIABLE FREQUENCY PUMP

- ◆ Flow adjustable with controller
- ◆ DC24V/ or AC power supply
- ◆ 8 Mode protection to the motor
- ◆ Strong flow up to 7000L/h
- ◆ Ceramic shaft applicable to salty or fresh water



Photo	Model	Voltage	Lift	Power	Product Size/mm	Net weight	pcs/ctn	Packing Size	Wire length
	WB-2000	DC24V with adaptor or AC110- 127V/60Hz 220- 240V/50Hz	300cm 2000L/h	20w	106*106*130	1.6kg	12pcs	54*40*37mm	300cm
	WB-3000		300cm 3000L/h	30w	106*106*130	1.6kg	12pcs	54*40*37mm	300cm
	WB-5000		450cm 5000L/h	60w	133*133*166	2.6kg	8pcs	45*40*44cm	300cm
	WB-7000		500cm 7000L/h	80w	133*133*166	2.6kg	8pcs	45*40*44cm	300cm

SY VERSATILE WATER PUMP

- ◆ Traditional old design
- ◆ Good price performance
- ◆ Flow adjustable
- ◆ Compact size
- ◆ Different size nozzles available








Photo	Model	Voltage	Lift	Power	Product Size/mm	pcs/ctn	Net weight	Carton Size	Wire length
	SY-205	110-127V/60Hz or 220-240V/50Hz	50cm 200L/h	2W	37.8*41*29	150pcs	0.11kg	38*37*37cm	120cm
	SY-306		60cm 300L/h	4W	51*44*37	100pcs	0.16kg	45*30*34.5cm	120cm
	SY-408		80cm 400L/h	5W	52*47*36	100pcs	0.18kg	45*30*34.5cm	150cm
	SY-508		80cm 500L/h	7.5W	56*46*56	100pcs	0.23kg	42*37*40cm	150cm
	SY-512		120cm 500L/h	10W	64*45*56	100pcs	0.25kg	45*30*34.5cm	150cm
	SY-715		150cm 700L/h	13W	70*53*65	60pcs	0.35kg	45*30*34.5cm	150cm
	SY-1017		170cm 1000L/h	21W	82*57*70	48pcs	0.55kg	35.5*34.5*36cm	150cm

SY VERSATILE WATER PUMP

- ◆ Traditional design
- ◆ Good price performance
- ◆ Versatile water circulation purpose
- ◆ Especially for air cooler
- ◆ Different size nozzles available













Photo	Model	Voltage	Lift	Power	Product Size/mm	pcs/ctn	Net weight	Carton Size	Wire length
	SY-1118	110-127V/60Hz	180cm 1100L/h	20W	90*57*69	64pcs	0.35kg	41.5*29.5*38.5cm	150cm
	SY-2024		240cm 2000L/h	35W	98*61*76	36pcs	0.6kg	37.2*35.5*27cm	150cm
	SY-1018	or	180cm 1000L/h	20W	80*50*81	60pcs	0.43kg	46*35*32cm	150cm
	SY-2025	220-240V/50Hz	250cm 2000L/h	45W	105*65*95	30pcs	0.8kg	38*29*38cm	150cm
	SY-3028		280cm 3000L/h	60W	113*68*110	20pcs	1.20kg	39.5*29.5*27.5cm	200cm

SY VERSATILE WATER PUMP

- ◆ Strong flow
- ◆ Good price performance
- ◆ Flow adjustable
- ◆ Submerged or in-line use
- ◆ Different size nozzles available




Photo	Model	Voltage	Lift	Power	Product Size/mm	pcs/ctn	Net weight	Carton Size	Wire length
	SY-2020	110-127V/60Hz or 220-240V/50Hz	200cm 2000L/h	38W	117*72*92	30pcs	0.9kg	35.5*34.5*36cm	150cm
	SY-C2322A		220cm 2300L/h	45W	151*72*92	30pcs	0.95kg	40*32.5*36.5cm	150cm
	SY-C2322		220cm 2300L/h	45W	151*72*92	30pcs	0.95kg	40*32.5*36.5cm	150cm
	SY-2525A		250cm 2500L/h	40W	114*73*100	24	0.95kg	35.5*32*36.5cm	150cm
	SY-2525B		250cm 2500L/h	40W	114*73*100	24	0.95kg	35.5*32*36.5cm	150cm
	SY-3535		350cm 3500L/h	100W	130*80*120	12pcs	1.75kg	31.5*29.5*39.5cm	200cm
	SY-3330A		300cm 3300L/h	60W	127*85*107	18pcs	1.2kg	38*29.5*37cm	200cm
	SY-3330B		300cm 3300L/h	60W	127*85*107	18pcs	1.2kg	38*29.5*37cm	200cm
	SY-4540		400cm 4500L/h	75W	165*92*120	12pcs	2.2kg	36.5*38*30.7	200cm
	SY-5550		500cm 5500L/h	90W	175*102*130	12pcs	2.6kg	36.5*38*30.7	200cm

WB-C FLOATING MAGNETIC BRUSH

- ◆ 3 sizes available
- ◆ Custom texture: matt/polished
- ◆ 2 blades for different material
- ◆ NdFeB super strong magnet
- ◆ Applicable from 10-20cm thickness




Photo	Model	Magnet Material	Product Size	pcs/ctn	Packing Size/mm	Net weight	Gross Weight	Carton Size	Suitable Tank Thickness
	WB-CS	NdFeB	117*42.5*47.5mm	48	185*145*45 Gift Box	0.2kg	10.1kg	45.5*39*36.5cm	≤12mm
	WB-CM	NdFeB	131*55*49.5 mm	36	205*155*45 Gift Box	0.28kg	10.6kg	42*32*41cm	≤16mm
	WB-CL	NdFeB	158*70*57 mm	20	235*185*50 Gift Box	0.42kg	8.8kg	49*39.5*27.5cm	≤22mm

WB-C2 FLOATING MAGNETIC BRUSH

- ◆ Handle Design, Easy to Clean
- ◆ Custom color, three sizes Available.
- ◆ 2 blades for different material
- ◆ NdFeB super strong magnet
- ◆ Applicable from 10-20cm thickness




Photo	Model	Magnet Material	Product Size	pcs/ctn	Packing Size/mm	Net weight	Gross Weight	Carton Size	Suitable Tank Thickness
	WB-C2S	NdFeB	113*46.5*70mm	48	88*88*135 Gift Box	0.2kg	10.1kg	42*37.2*37.4cm	≤12mm
	WB-C2M	NdFeB	130*56.5*75.5mm	32	95*95*160 Gift Box	0.28kg	10.6kg	49*39.5*27.5cm	≤16mm
	WB-C2L	NdFeB	150*67.5*84mm	24	105*105*180 Gift Box	0.42kg	8.8kg	44*38*34cm	≤22mm

WB C3 SERIES MAGNETIC BRUSH

- ◆ Handle Design, Easy to hold and brush
- ◆ NdFeB Rare Earth Material, Forever Magnet Force
- ◆ Two Alternative Blades: ABS and Stainless Steel
- ◆ Remove the Algae and Protect Your Tank
- ◆ OEM/ODM Your Own Color and Box





Photo	Model	Magnet Material	Product Size	pcs/ctn	Packing Size/mm	Net weight	Gross Weight	Carton Size	Suitable Tank Thickness
	WB-C3S	NdFeB	85*35*65mm	75	70*65*100	0.2kg	10.1kg	34.5*34.5*30.2cm	<8mm
	WB-C3M	NdFeB	120*50*80mm	60	80*80*125	0.28kg	10.6kg	43*34.8*40.7cm	<12mm
	WB-C3L	NdFeB	130*55*90mm	40	90*90*135	0.42kg	8.8kg	45.2*36.5*29.5cm	<15mm

WB-MINI MAGNETIC SCRAPER

- ◆ Mini Scraper for Mini Tank.
- ◆ Small Body, Strong Magnetic Force.
- ◆ No wetting hands during cleaning.
- ◆ BPA free material, safe to your fish.
- ◆ OEM/ODM your most hot sale color.



Photo	Model	Magnet Material	Product Size	pcs/ctn	Packing Size/mm	Net weight	Carton Gross Weight	Carton Size	Suitable Tank Thickness
	WB-mini-01M	NdFeB	40*40*36mm	84	90*150mm Blister Packing	0.06kg	5.8	36.5*28*32.7cm	<5mm
	WB-mini-01L	NdFeB	48*48*43mm	72		0.07kg	6.6	36.5*28*32.7cm	<8mm
	WB-mini-02M	NdFeB	40*40*36mm	84		0.12kg	10.8	36.5*28*32.7cm	<10mm
	WB-mini-02L	NdFeB	48*48*43mm	72		0.13kg	10.2	36.5*28*32.7cm	<12mm



WE DESIGN
WE PRODUCE
WE SELL OVERSEA

WELCOME IN



Building A, Jinli Industrial Park, No. 108 Industrial Avenue North, Xiaolan Town, Zhongshan City, Guangdong Province, China, 528415



WaterBear

ZHONGSHAN SONGYI ELECTRICAL APPLIANCE CO., LTD

julynalle@hotmail.com; julyn@gdsongyi.com

+86 13660846910

