


THE CUBE 3 AUTOMATIC PLANER.

QUITE SIMPLY THE BEST.



WEINIG OFFERS MORE.



THE CUBE SIMPLY UNBEATABLE.



CONTENTS

Highlights	4
Your benefits	6
Automation solutions	8
Technical specifications	9
WEINIG as a partner	10

Over the past 10 years, countless craftspeople have fallen in love with the Cube and Cube Plus. More than 1,000 machines are now successfully in use, long since christened the "Magic Cubes" by their enthusiastic users. And now the Cube 3 comes on the market with even more magic. No wonder! After all, the Cube 3 is nothing less than the best Cube ever.

It has the proven advantages such as huge time savings compared to conventional machines, thanks to extremely easy operation. At the same time, its performance has increased. Valuable options, such as the automated stacker or the return conveyor for safe one-man operation, can be conveniently retrofitted at any time. This way, you as a user remain flexible for years. Come what may.



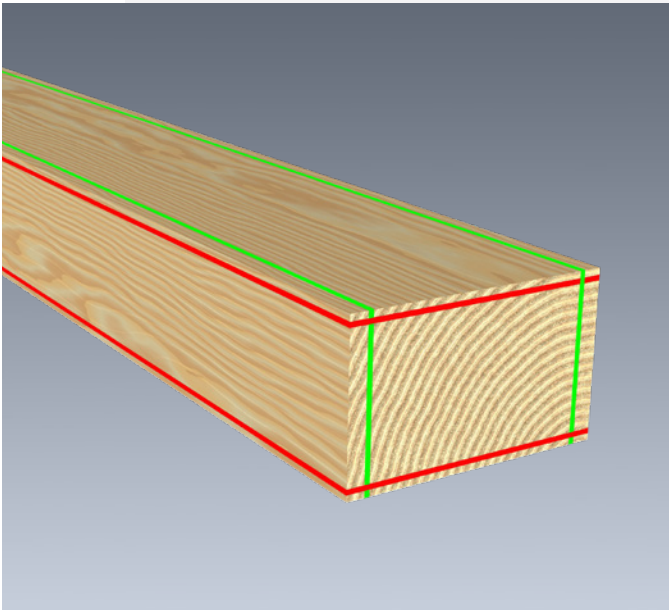
THE POWER OF THREE.

What was true of its famous predecessors applies to it threefold: The Cube 3 automatic planer impresses with an astonishingly simple operating concept combined with a minimum of work. Thanks to its amazing highlights, it is the perfect machine for four-sided planing. More than ever.



PERFECT INTUITIVENESS.

The Cube 3 is plug-and-play at its best: set up, switch on, start planing – with intuitive operation from the very first minute, without any time-consuming training. The machine is controlled via a 10" touchscreen at the machine infeed. It features intuitive operation and impresses with optimal readability. Simply enter the desired finished dimensions of the workpiece and the chip removal at the bottom and right side – done! The spindles as well as the straightening table and the edge jointing fence have motorized adjustments and are positioned automatically. There is no need for manual setup.



PROCESSING DEFECTS? NO WAY.

The Cube 3 guarantees perfectly right-angled workpieces. With its system comprising machine table, fence and spindles, it is ideally equipped for creating end products of superior quality. With MoulderPreView, the dimensions of the finished workpiece are displayed before machining even starts. Lasers project the positions of the spindles onto the workpiece on the straightening table. This shows you how much chip removal can be expected on all four sides. Necessary corrections are detected immediately and can be applied easily. This prevents processing defects and increases safety.


FLEXIBLE SETUP AND READJUSTMENT.

Setting a dimension and changing it again can be done in seconds with the Cube 3, even while the machine is running. This is made possible by the workpiece monitoring inside the machine that allows adjustments as long as no parts are still in the danger zone. In addition, the last 10 dimensions are saved and can be immediately retrieved. Maximum flexibility in site selection makes the Cube 3 a great option even for smaller joineries. Thanks to its compact design, the machine can be moved with a simple lift truck.



THE CUBE 3 GROWS WITH ITS CHALLENGES.

Do you want an automatic planer that can be easily and flexibly upgraded at any time – depending on the challenges you are facing? In addition to the proven product features, the Cube 3 offers a range of valuable equipment options to unlock the full potential of the machine if needed.



FAST AS EVER.

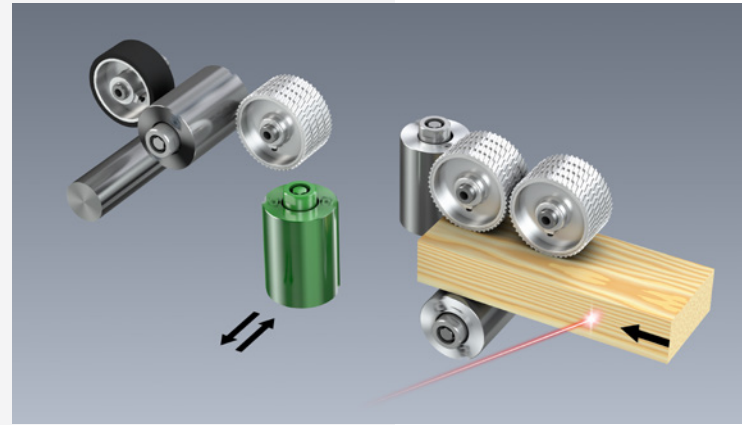
Just like its predecessor, the new Cube 3 is ten times faster than conventional machines where parts have to be re-positioned several times. It allows workpieces to be planed perfectly smooth on four sides in a single pass. Continuous guiding increases precision and results in superior planing quality.

STANDS SOLID AS A ROCK.

The foundation for the high machining quality of the Cube 3 is created by a robust combination of cast iron and DUROCEM base. The sturdy design ensures that vibrations are effectively absorbed and exceptionally smooth running is guaranteed.

IT GETS EVEN EASIER!

The mobile spindle is an equipment option that makes your work even easier, if you want to machine workpieces of different widths one after the other. It automatically takes measurements, adjusts to the respective workpiece width, and then machines the workpiece according to the specified chip removal. As before, all workpieces are measured at the machine infeed by a laser. Readiness is indicated by a traffic light on the intuitive touch panel.



ULTRA-FAST KNIFE CHANGES.


The Cube 3 is equipped with WEINIG EasyLock tools, even in its standard version. The user-friendly tooling system allows quick changing of reversible knives inside the machine. The cutterhead always remains on the shaft, meaning that no adjustments are necessary. This minimizes downtimes and prevents setup errors.

INCREASED PERFORMANCE FROM DAY ONE.


Would you like to process workpieces with large chip removal, work at a higher feed speed or plane hardwood? In this case, you can increase the connected load of your Cube 3 to 28 kW. Decide on the gain in power on the spindles already when purchasing the machine in order to exploit the full potential of the Cube 3.

HARDWOOD MEETS HARD METAL.

WEINIG spiral cutterheads can be a valuable optional extension, if you want to pre-plane wood or machine hardwood. The wear-resistant carbide inserts can be rotated in the cutterhead and thus be used four times. So, when using spiral cutterheads, you benefit from a long service life of your tools as well as noticeable noise reduction.



AUTOMAGIC.



From small strips to large beams: with the Cube 3 you can plane a vast range of dimensions – without any prior technical knowledge, and all in efficient one-man operation. This is made possible by the high level of automation present in the automatic planer, which is reflected in optional features such as the WEINIG automated stacker or the RFC 15 return conveyor.

Is an employee tied to workpiece stacking, although you urgently need him elsewhere? That is now a thing of the past. There are various ways of ensuring that workpieces manufactured one after the other do not fall from the outfeed table to the floor, even without human intervention.

For example, by integrating a stacker that stacks the finished workpieces fully automatically at the machine outfeed. To do this, the stacker moves downwards by the previously defined workpiece thickness. The machine control at the infeed indicates how many parts can still be produced. This ensures absolute process reliability.

Would you find it much more practical, if the finished workpieces could be returned directly from the machine outfeed to the operator at the infeed? Even this is possible. The RFC 15 return conveyor automatically delivers the workpieces to the infeed at the front. Again, only one employee is needed here to destack the finished workpieces and position new workpieces for machining in parallel. Efficiency at its best!

STANDARDS AND OPTIONS IN COMPARISON.



	✓ Standard	○ Option
Min./max. working height	8–160 mm	
Min./max. working width	15–260 mm	
Min. working height 5 mm		○
Spindle speed	6,000 UpM	
Feed speed	6–12 m/min	
2 m straightening table	✓	
2.5 m straightening table		○
Cube software	✓	
Linear meter counter	✓	
MoulderPreView	✓	
Autom. table lubrication	✓	
WEINIG EasyLock tools	✓	
Spiral cutterheads		○
Mobile spindle		○
Outfeed table		○
Automated stacker		○
RFC 15 return conveyor		○
Total connected load 18 kW	✓	
Total connected load 28 kW		○
Plug&Play	✓	

Subject to technical alterations. Statements and pictures in this brochure may contain items that are not included in the standard scope of supply. Some protective covers were removed for photographing.

WEINIG OFFERS MORE.

Those who buy a WEINIG machine today know that they are optimally equipped for the future of their business.

100% Quality – WEINIG machines must satisfy the highest standards. That is why the greatest care in development and manufacturing is a traditional virtue at WEINIG. You benefit from this by the long service life of your valuable investment.


Reliability – The availability of a machine determines how profitable your business is. WEINIG's systems are known for their high standard. More than 80,000 machines from WEINIG are operating around the globe to the utmost satisfaction of our customers.

Expert advice – Whether you need the expertise of WEINIG for turnkey solutions or the know-how of a WEINIG expert at your door – you can always rely on our committed sales team. Ultimately you will have a customized solution that offers you maximum added value.

Everything from a single source –

With WEINIG you have an experienced full service provider as your partner. From rough cutting to stacking, from a stand-alone machine to a fully automated turnkey production line. And, of course, including a comprehensive service package.

Service – Reliability is reassuring. If worse comes to worst, our trained service engineers will be quickly on site. WEINIG maintains a unique closely woven service network worldwide. It is so closely woven that no customer can fall through!





Contact us!

The Cube 3 automatic planer is available in a wide range of system variations. You can adapt it perfectly to your particular application.

We will be happy to support you!
Your WEINIG experts

NOW AT [CUBE3.WEINIG.COM](https://cube3.weinig.com)

WEINIG GROUP

sales@weinig.com
weinig.com

WEINIG OFFERS MORE.

