

# FENSTERBAU 2024 CATALOGUE



MADE IN ITALY



Open, Close, Live

EN

ALBAN GIACOMO SPA

Via A. De Gasperi, 75  
36060 Romano d'Ezzelino (VI) Italy  
+39 0424 832832  
www.agb.it  
info@agb.it

Z90391.05.89 – 03.24

Index

4	Wave
6	One
8	Vitra – glass doors solutions
9	Wave – glass doors solutions
10	Revolution XT
12	Genio
14	Sentinel
18	Artech plana
20	Imago ++
24	Imago + & Climatech +
26	XC Lift & Slide
28	Pro Slide
30	Tilt & Slide

# WAVE

The minimal handle combining grip and closure



Secure and comfortable grip



Minimal design: linear, coplanar, essential



Unique milling for all closing versions

Wave is the first handle that creates a continuity of shape both for swinging and sliding doors, always very different one from the other: Wave allows the transversality of the handle on all the doors of the house!



Wave fits in swinging and sliding doors maintaining the same shape



## Polaris Wave


- Lock with magnetic latch.
- Bathroom and cylinder versions.
- Finishes: black, white and matt chromium plated.

## Wave solution for swinging doors



## Wave

- Passage, privacy and cylinder.
- Finishes: black, white and matt chromium plated.



## Scivola Tre Class

- Lock with hook and concealed pull out lever.
- Bathroom and cylinder versions.
- Finishes: black, white and matt chromium plated.

## Wave solution for sliding doors

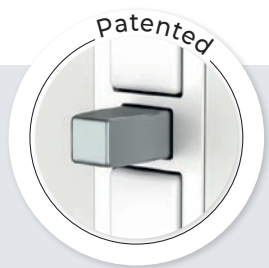


## Wave

- Passage, privacy and cylinder.
- Finishes: black, white and matt chromium plated.

# ONE

Handle system:  
one design for every need



## Magnetic door catcher with lock

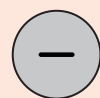
The conical shape of the bolt and of the striker tray guarantees the best closure in all conditions!

## ONE: one style for all functions

One is the handle system that combines both handgrip and locking. Unique ergonomic design for all locking declinations.



keyless



privacy

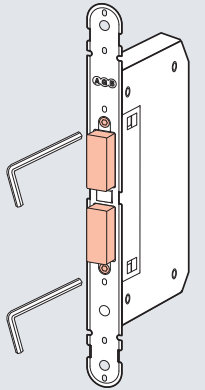


euro-profile  
cylinder



## Touch & Close

- Lock with adjustable magnetic door catcher.
- Bathroom and cylinder versions.
- Finishes: grey RAL 7036, matt black and matt white.



Rotating the grubs increases the working stroke of the magnetic latches and therefore the force of attraction between the sash part and the frame.



## Cover

- The cover hides the fixing screws of Touch & Close.

Finishes

- Matt chromium plated
- Matt black
- Matt white

## Accessories

### Minimal-Touch for wood doors



### Easy-Touch for wood doors



### Alu-Touch for aluminium doors





# VITRA

## Glass door solutions



Minimal design

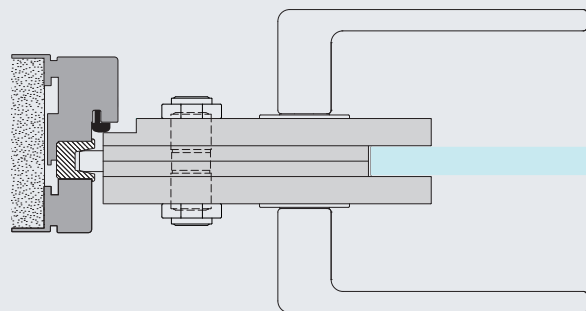


Adjustable handle hub



European profile cylinder

Vitra for European profile cylinders is the ideal solution for those who desire a bright environment without compromising security. Designed to be combined with any European profile cylinder.



# WAVE

## Glass door solutions



Minimal design

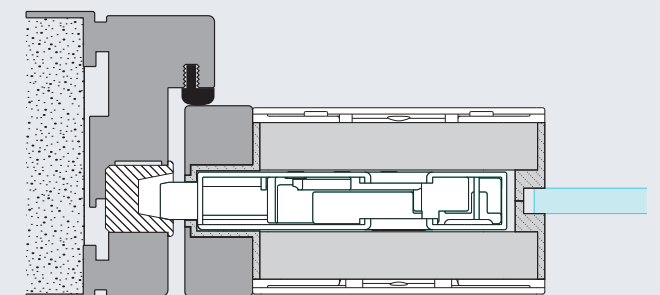


For swinging door



For sliding door

Wave steps into the world of glass/aluminium, preserving its original design. The coplanar handle and magnetic latch, combined with the slim metal profiles and large glass surfaces, create the perfect blend of design and functionality.



# REVOLUTION XT

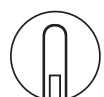
Intimate design fusion



Magnetic latch



Silent closing

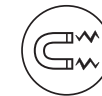


Customizable finish

Revolution XT upsets the concept of finish for locks and wide opens the doors to designer's creativity. The lock becomes totally integrated with the door, uniting with its design.



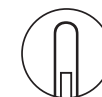
## Revolution XT striker



For wooden frames



Wide adjustments



Customizable finish



The new Revolution xt striker with cover is designed for those who wish to complete the picture by coordinating door and frame. No limits to creativity! It also requires the same millings as the Easy-Matic, Easy-Fix and Easy-Touch strikers.

# Genio

## High security cylinder with controlled key duplication



New finish:  
Nickel matt

Genio is a European profiled cylinder with patented and certified key achieving the highest degree of safety according to EN 1303:2015.

The owner's key is exclusively duplicated by the AGB Genio Point authorized center: a guarantee of reliability and protection for the customer.



Flat **reversible** key in brass.

Patented key.

Available in different profiles for **territorial exclusivity**.

Duplicable via **security card**.

Pass key as standard.

Reset key version available.

Ergonomic grip.

Colored inserts available.

### Security card

It has to be shown together with the key to obtain a duplicate.



Picking and bumping resistance



Drilling resistance



Snapping and pulling resistance



High number of combinations

### European profile cylinder EN 1303:2015



Key security	1	2	3	4	5	6
Durability	1	2	3	4	5	6
Attack resistance	0	A	B	C	D	

Anti-picking: Pass  
Anti-bumping: Level 3

### A versatile cylinder

Suitable to any thickness of the door sash; wide choice of finishing and versions:

\* key - key or key - key double function\*

half cylinder - key

knob - key

18 or 63 mm tang - key



### Sustainable and Made in Italy


Genio is fully manufactured in Italy: from the design, to materials and production. AGB chooses a sustainable packaging, made of 100% recyclable paper.



# SENTINEL

OPEN EASILY, CLOSE SAFELY, LIVE COMFORTABLY

## MOTORIZED AUTOMATIC MULTIPPOINT LOCK



### ANTIBURGLAR SECURITY

The hook offers a burglar-proof guarantee with special resistance to tearing.




### COMFORT AND RELIABILITY

The lock is smooth and reliable in a wide variety of conditions.



### THERMAL AND ACOUSTIC INSULATION


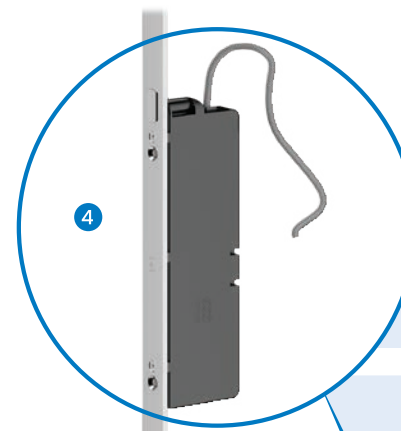
The closure points are positioned to keep the seals under pressure.




Three polymer-coated latches ensure maximum fluidity in sash opening and closing.



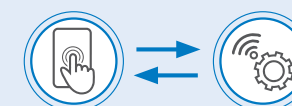
Two strong hooks made of hardened steel ensure the best protection from break-in attempts.



A magnet system allows to release the hook as soon as the sash shuts on the frame.




The optional motorization allows you to open the door from your smartphone with the access control app. The access control system can communicate directly with the Sentinel lock motor.



### UNILOCK

Access control device with 4 opening modes.





## SENTINEL > SECURITY

**1** Latch and hook are very close to each other: the alignment of the door panel and frame and the compression of the seals are achieved by the latch allowing free release of the hook. The hook release is independent from the latch to ensure burglar-proof locking in any condition.

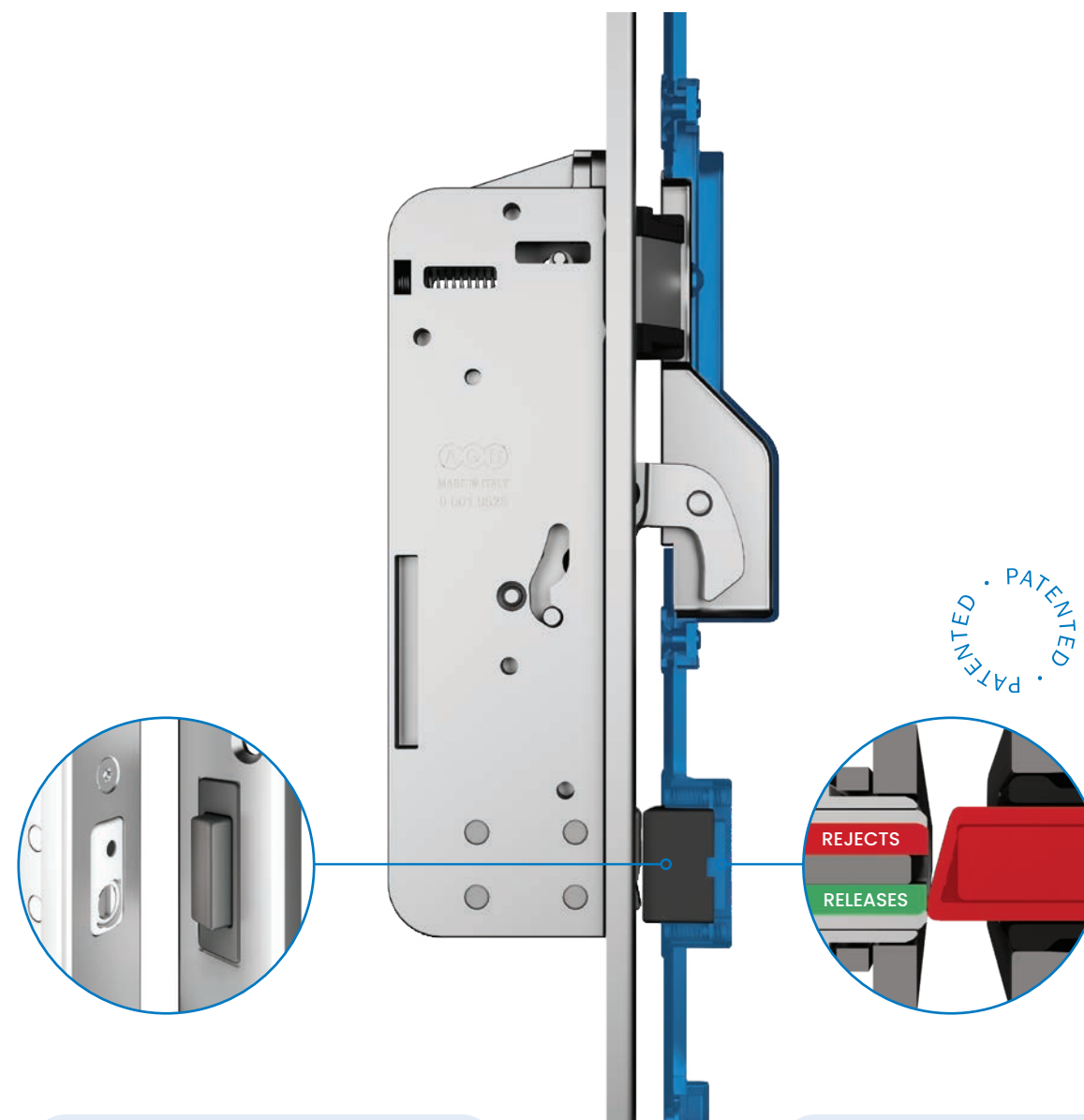
**2** The anti-cut steel hooks come out in a downward movement and remain locked at the end of the travel. This feature allows the hook to always release even if the spring, over time, may lose strength. Thanks to its geometry, the hook works perfectly with minimum and maximum gap and even if the sash sags.

**3** The hook release mechanism is located close to the hooks and therefore:

- 1) More precise: it has no play due to component matching tolerances.
- 2) Faster: the proximity makes their release prompt and precise.



## SENTINEL > TECHNOLOGY



The release of the hooks is achieved when the **translating magnet** of the striker compensates the gap and goes in contact with the release device of the lock. The mechanism works through contact and not through magnetic field which may lose strength adjusting the hinges (max gap 16 mm).

The hooks are released by means of an **oriented polarity** system. This technology prevents early, unintentional or inappropriate hook releases and prevents damage to the frame.

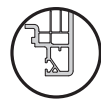
# ARTech plana



180 kg



wood

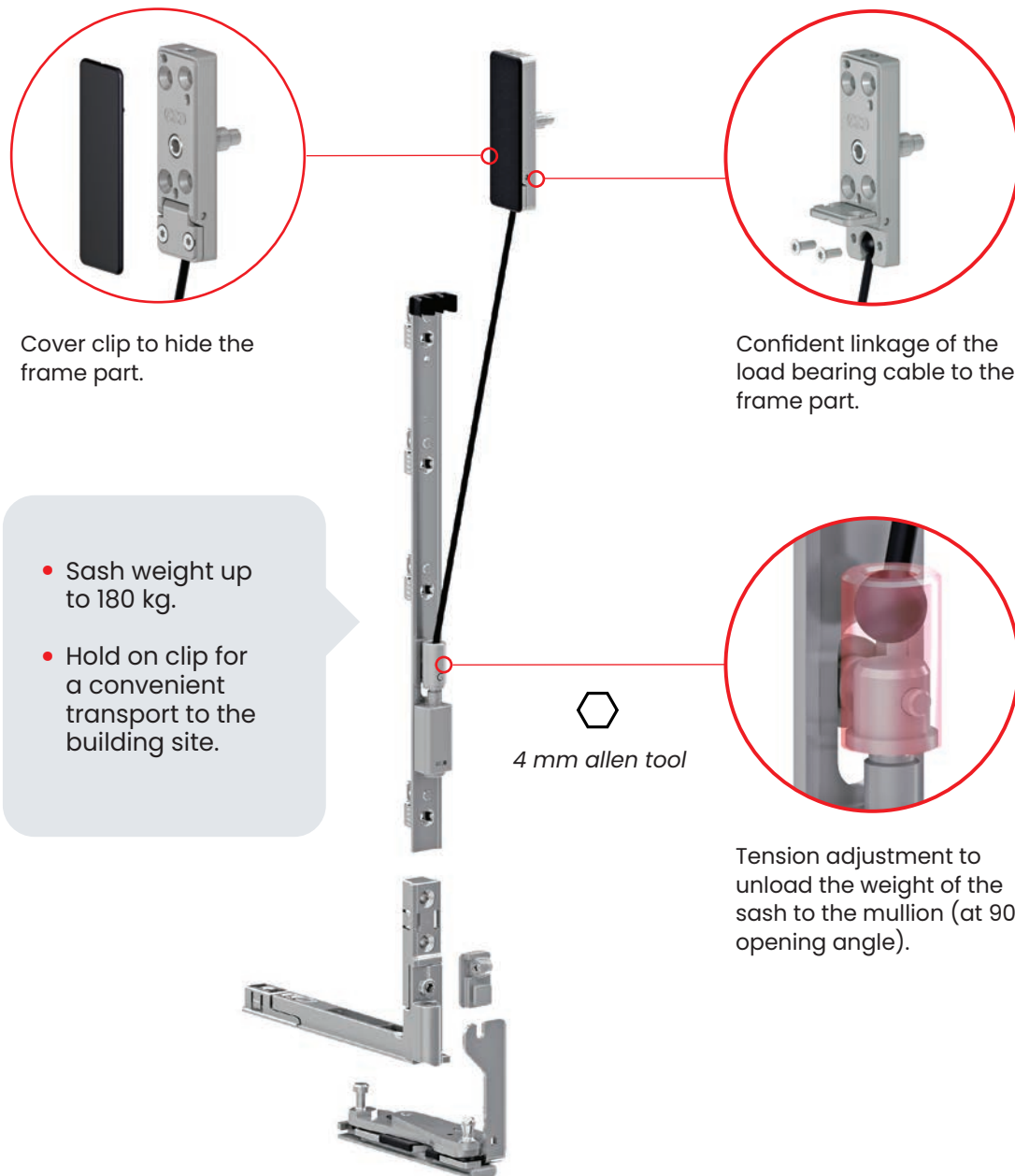


pvc



aluminium

## Load-bearing cable



Cover clip to hide the frame part.

Confident linkage of the load bearing cable to the frame part.

- Sash weight up to 180 kg.
- Hold on clip for a convenient transport to the building site.

4 mm allen tool

Tension adjustment to unload the weight of the sash to the mullion (at 90° opening angle).

Clamping screw grub



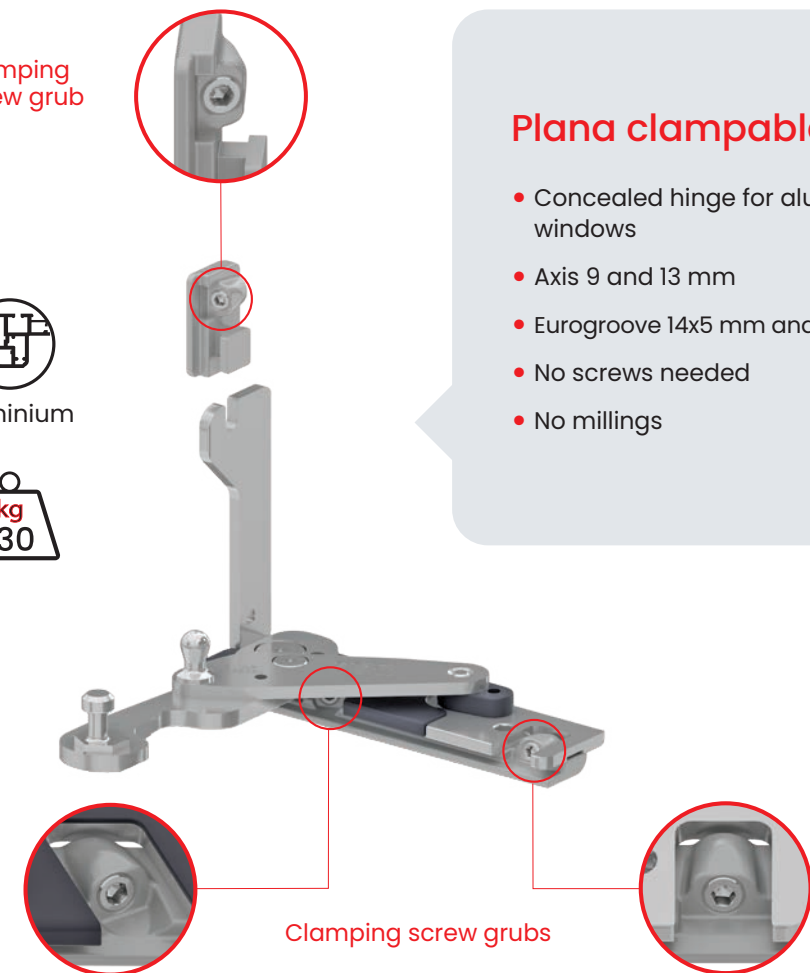
aluminium



130

## Plana clampable hinge

- Concealed hinge for aluminium windows
- Axis 9 and 13 mm
- Eurogroove 14x5 mm and 13,5x5 mm
- No screws needed
- No millings



Clamping screw grubs

## Corner drive

- Double cam for Tilt & Turn
- Suitable for aluminium systems with 16 mm hardware groove



aluminium



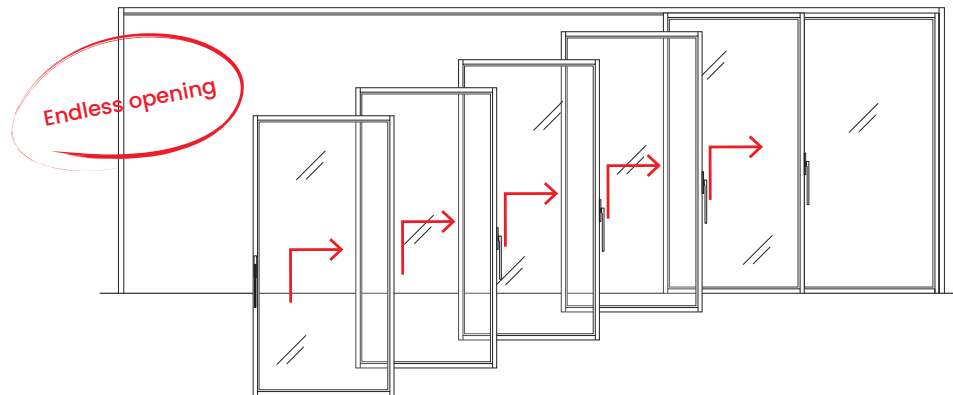
RC2

## Striker

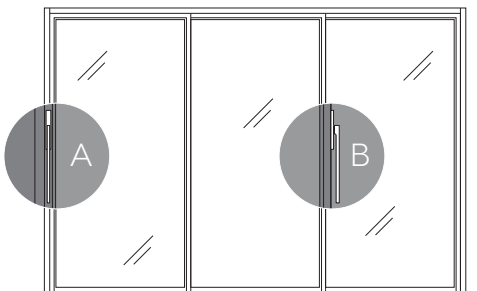
- One striker fits all if used with double cam corner drive
- Axis 9 and 13 mm
- Eurogroove 14x5 mm and 13,5x5 mm
- Screw cover

# IMAGO<sup>++</sup>

## + DESIGN + SOLUTIONS




OPENING SEQUENCE



- 1: rotate in sequence the handles A, B.
- 2: move the first sash.
- 3: move all the other sashes by following the sequence.

SASHES OVERLAPPING



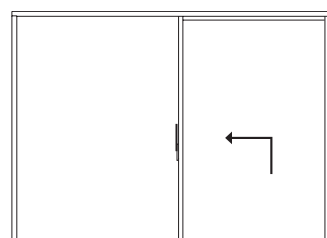
Perfect sash alignment in open position.



Perfect for pocket solutions.



50 mm minimal profile.  
on the side of the central node, does  
not interfere with the overlapping of  
the sashes and allows the jamb to be  
embedded into the frame.



Minimal design

10% frame 90% glass

250 - 400 kg

### IMAGO<sup>++</sup> SURFACE-MOUNTED THRESHOLD CONFIGURATIONS

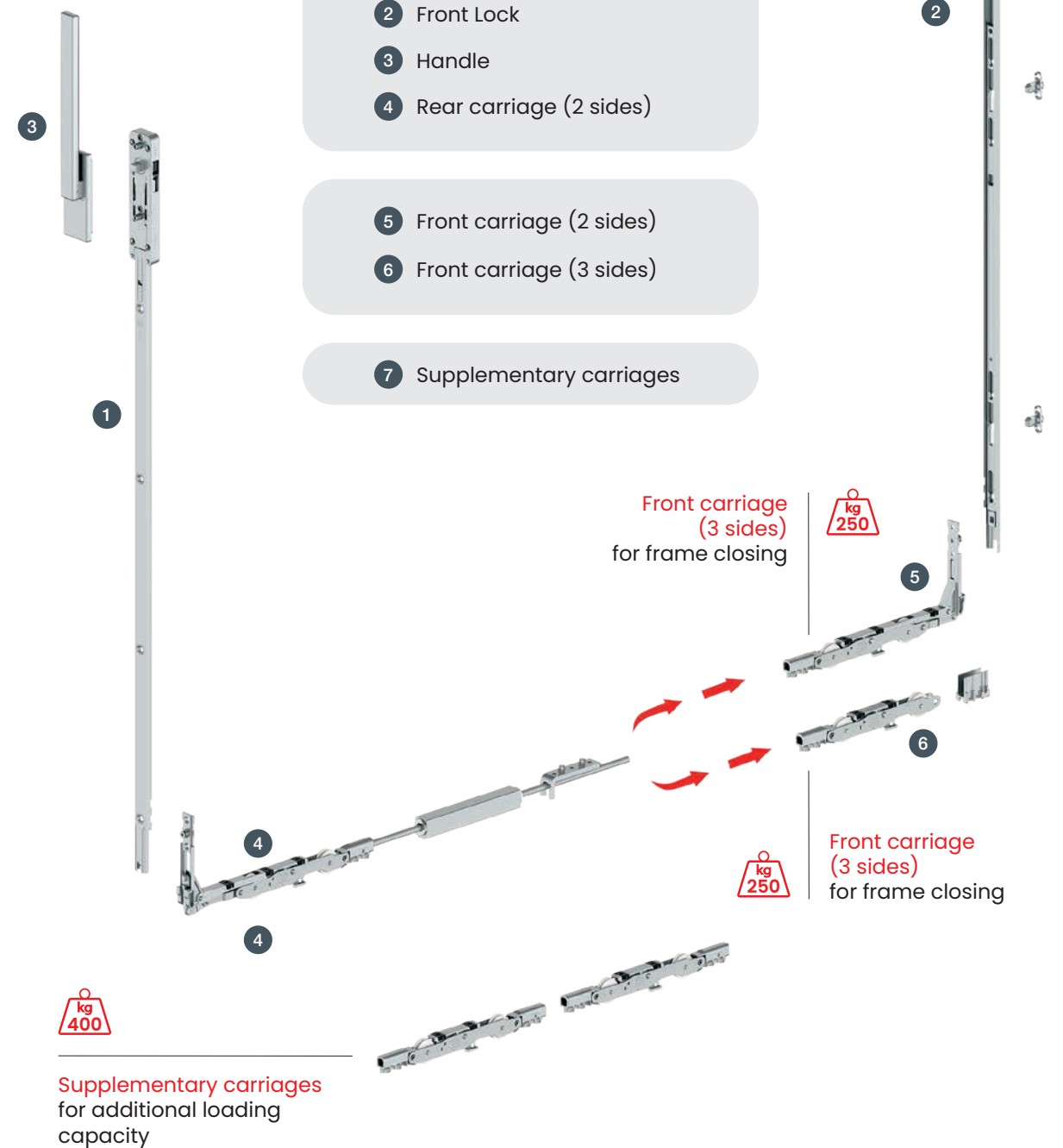
3 SIDES FOR  
FRAME CLOSING

2 SIDES FOR  
SECOND SASHES

- 1 Rear Lock
- 2 Front Lock
- 3 Handle
- 4 Rear carriage (2 sides)

- 5 Front carriage (2 sides)
- 6 Front carriage (3 sides)

- 7 Supplementary carriages





# IMAGO<sup>++</sup>

## Concealed carriages



IMAGO<sup>++</sup> is an invitation to dare, for those who look forward and want the best. It means to be an alternative and evolved vision of what is already widely known. Almost imperceptible profiles and increased natural light, expansive horizons for a unique living comfort thanks to the version with integrated tracks and flush floor threshold.



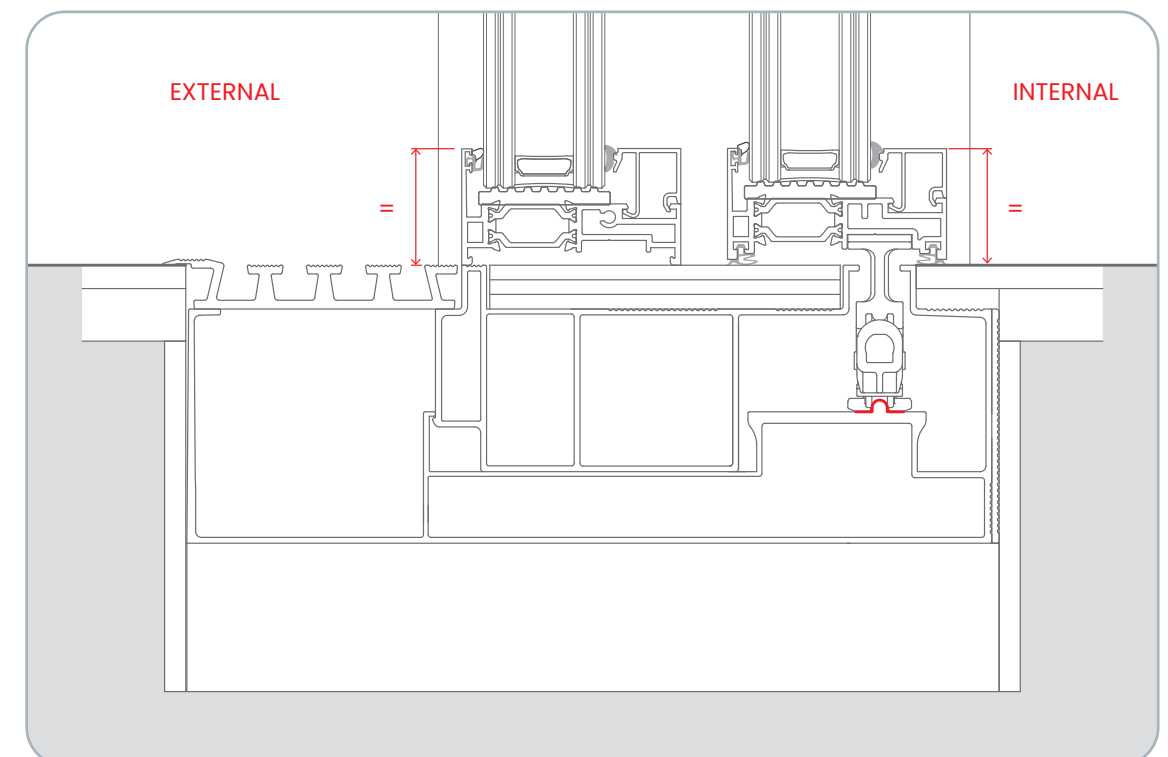
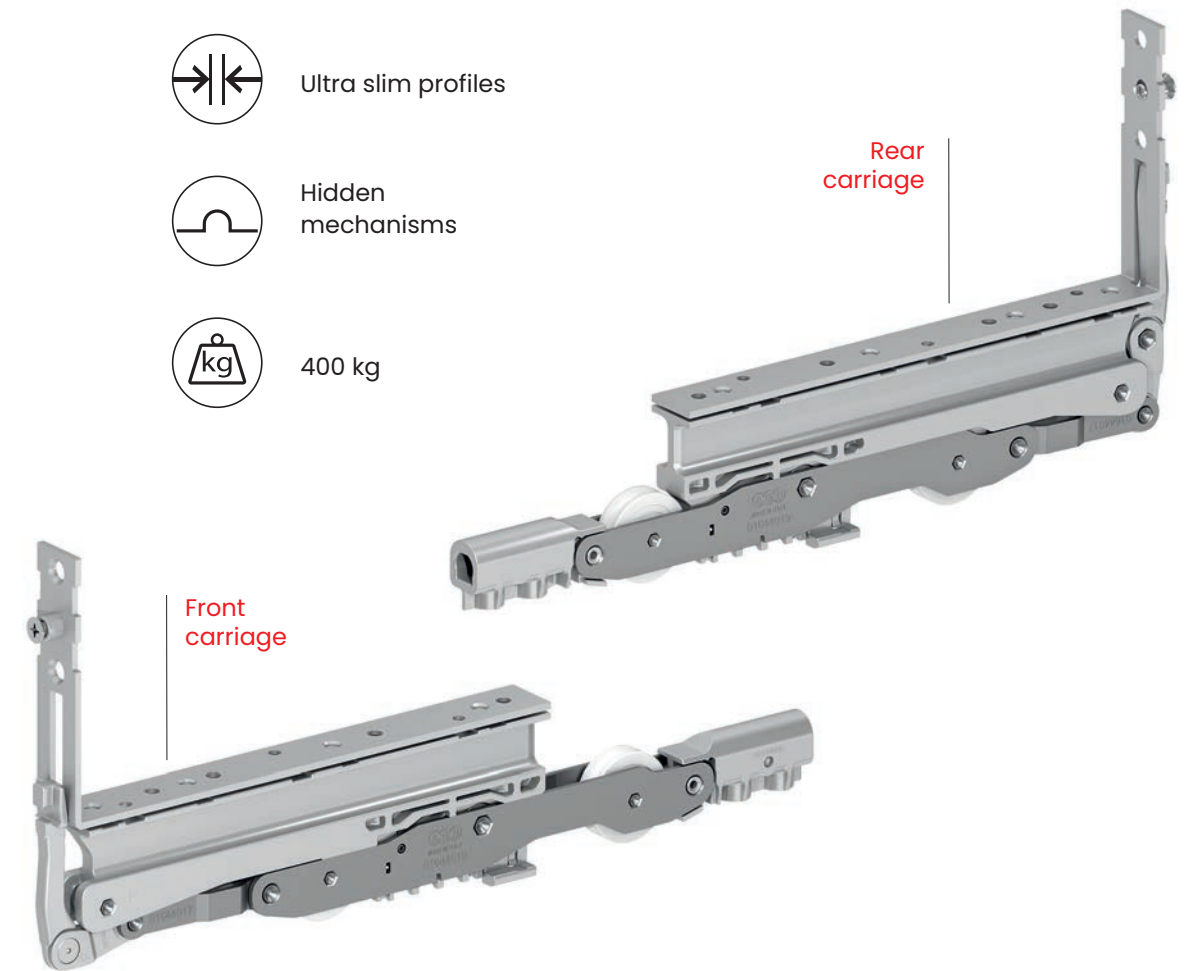
Ultra slim profiles



Hidden mechanisms



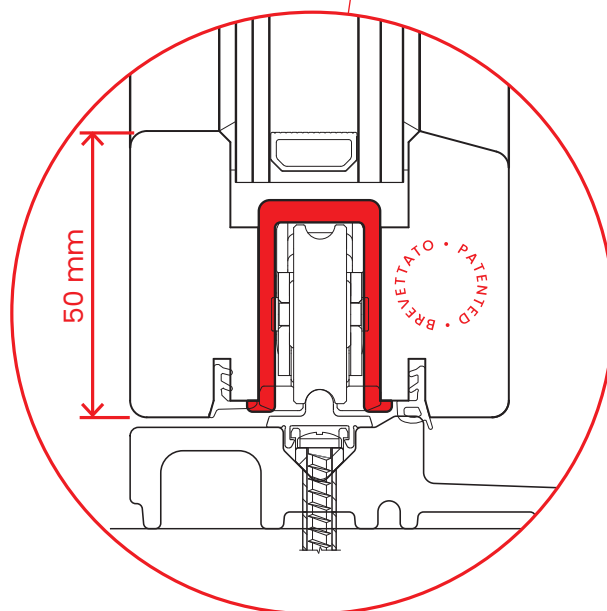
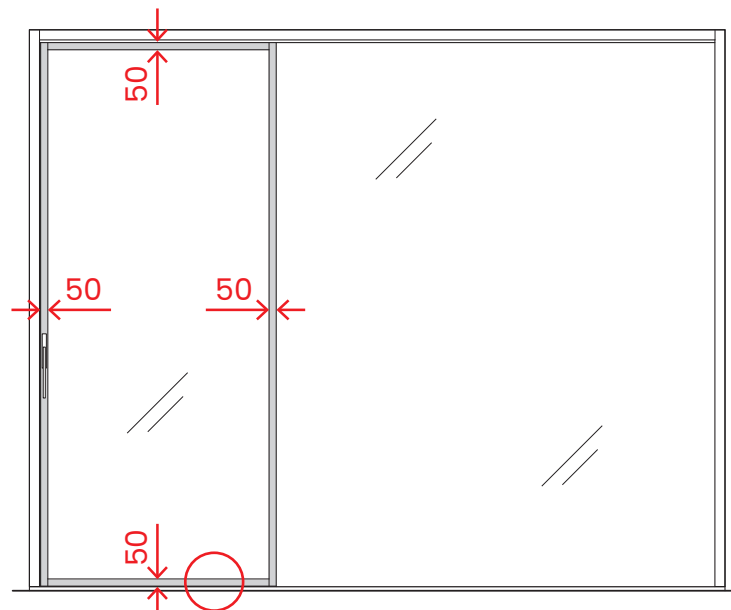
400 kg






# IMAGO<sup>+</sup> & CLIMATECH<sup>+</sup>

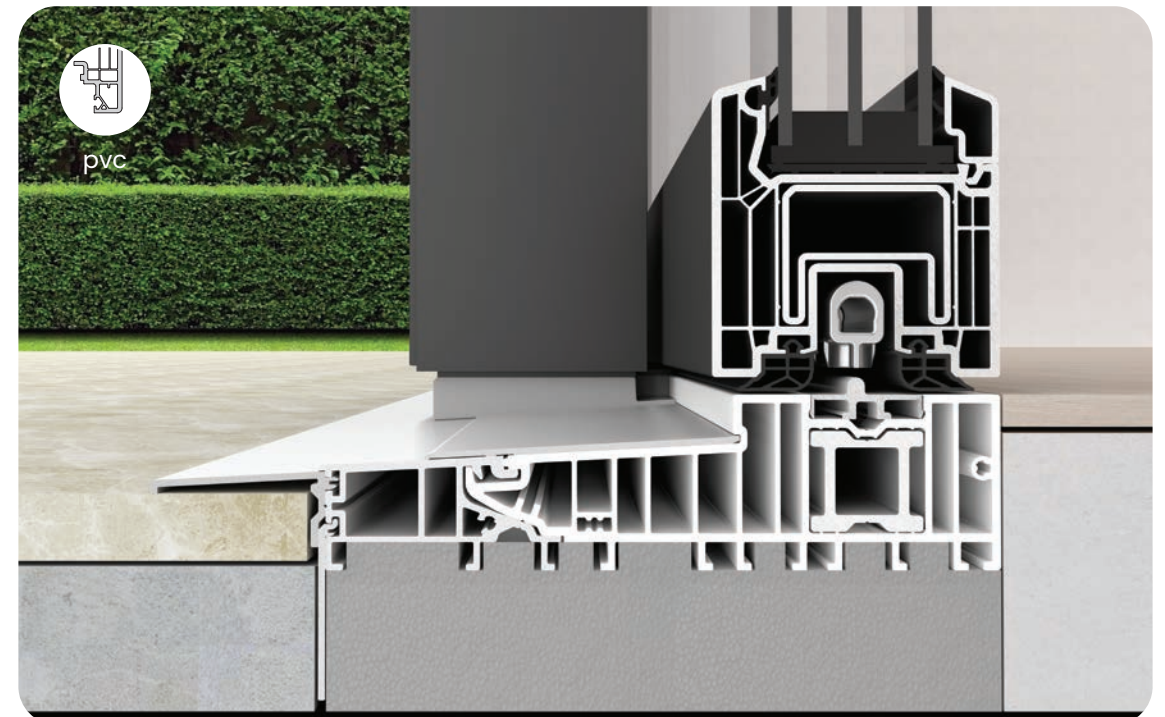





New solution for 50 mm frame



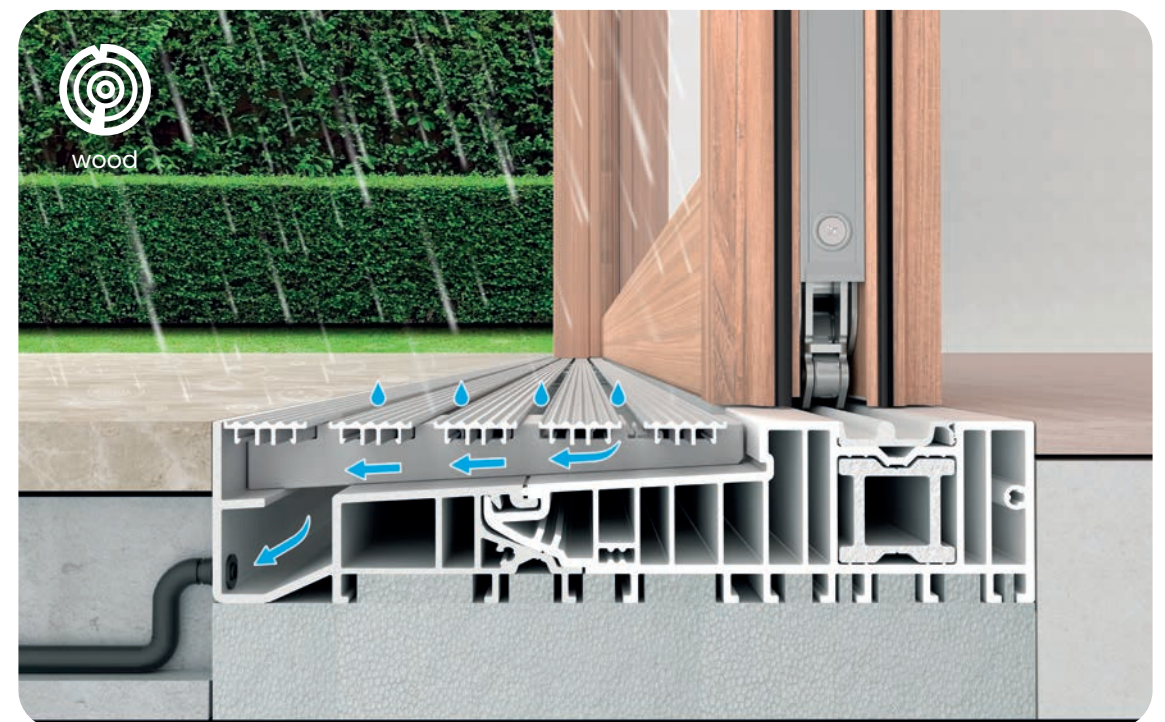
-  minimal design
-  4 sides 50 mm
-  400 kg




## Climatech Maxi



-  Easy access
-  High energy efficiency
-  Specific components for all thresholds

## Climatech Maxi – flush floor



-  Coplanar with inside and outside floors
-  Barrier free accessibility
-  Coplanarity and integrated drainage



# LIFT & SLIDE XC



pvc




wood

## AUTO BRAKE SYSTEM

Auto Brake system slows down and stops the sash before it reaches the frame. It can be used in opening and closing on the same sash at the same time. During the opening operation, Auto Brake is quite imperceptible, ensuring the maximum comfort.


Auto Brake for closing movement



Auto Brake for opening movement



wood



Auto brake system latch and release levers



pvc

Auto Brake for frame




Auto Brake for sash

Movable pins lock  
Hook lock  
Pins lock



aluminium


## XC S-Line bogie



250 Kg

400 Kg

## XC bogie



330 Kg

440 Kg

## Lifting device



up to 500 Kg



RC2



SKG

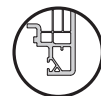


SKG

PATENTED



# PRO SLIDE



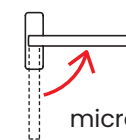
pvc



aluminium



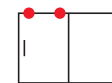
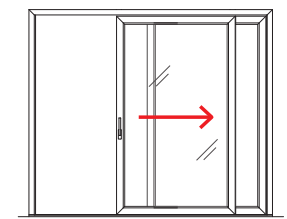
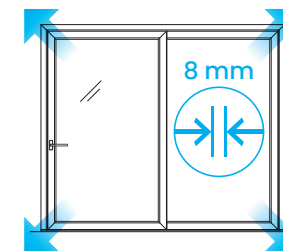
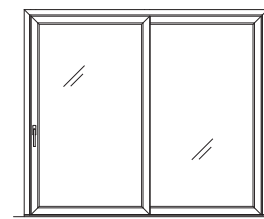
closed



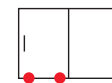

microventilation




sliding



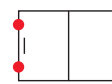

Upper bogies



Lower bogies



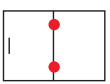
Tandem bogies



Locking point on handle side jamb



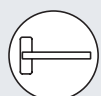
Locking point on central jamb



Cover profiles  
white, brown, silver



200 kg, 250 kg



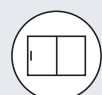
Secured microventilation



Hardware in the sash



Antiburglar resistance



Layout A, E

# TILT & SLIDE



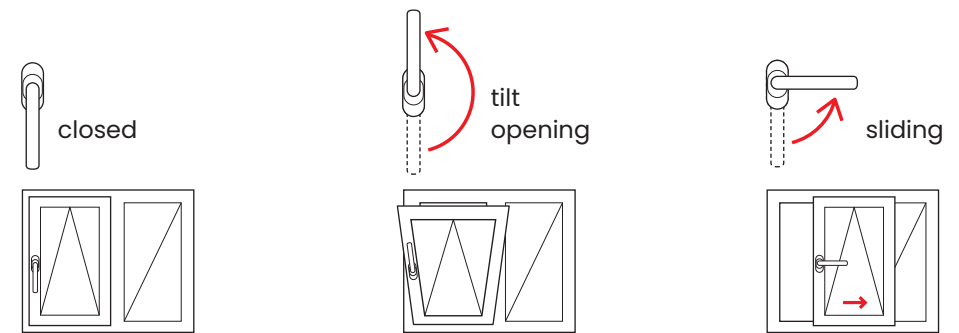
wood



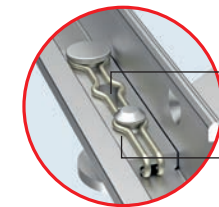
pvc



aluminium




## Guide rail, sliding stay, support rail





Disassembly using a T25 or slotted screwdriver.

Easy attachment to rail support.




Safety cap as additional safety device.

## Bogie



Vertical axis adjustment.

Reinforcement 160 kg.



Soft closing damper available.



100 kg, 160 kg, 220 kg



Hardware in the sash



High efficiency in warehouse



135 mm opening



## Cover profiles

white, brown, silver, titanium, bronze red, brown, black, anthracite RAL 7016

## Application ranges

SRW	620* - 1300 mm	620* - 2000 mm	1130* - 2000 mm
SRH	650 - 2300 mm	650 - 2700 mm	900 - 2700 mm
Load capacity	100 kg	160 kg	220 kg
Bogie with damper*	standard	standard	tandem bogie
Bogie reinforcement	no	yes	yes